

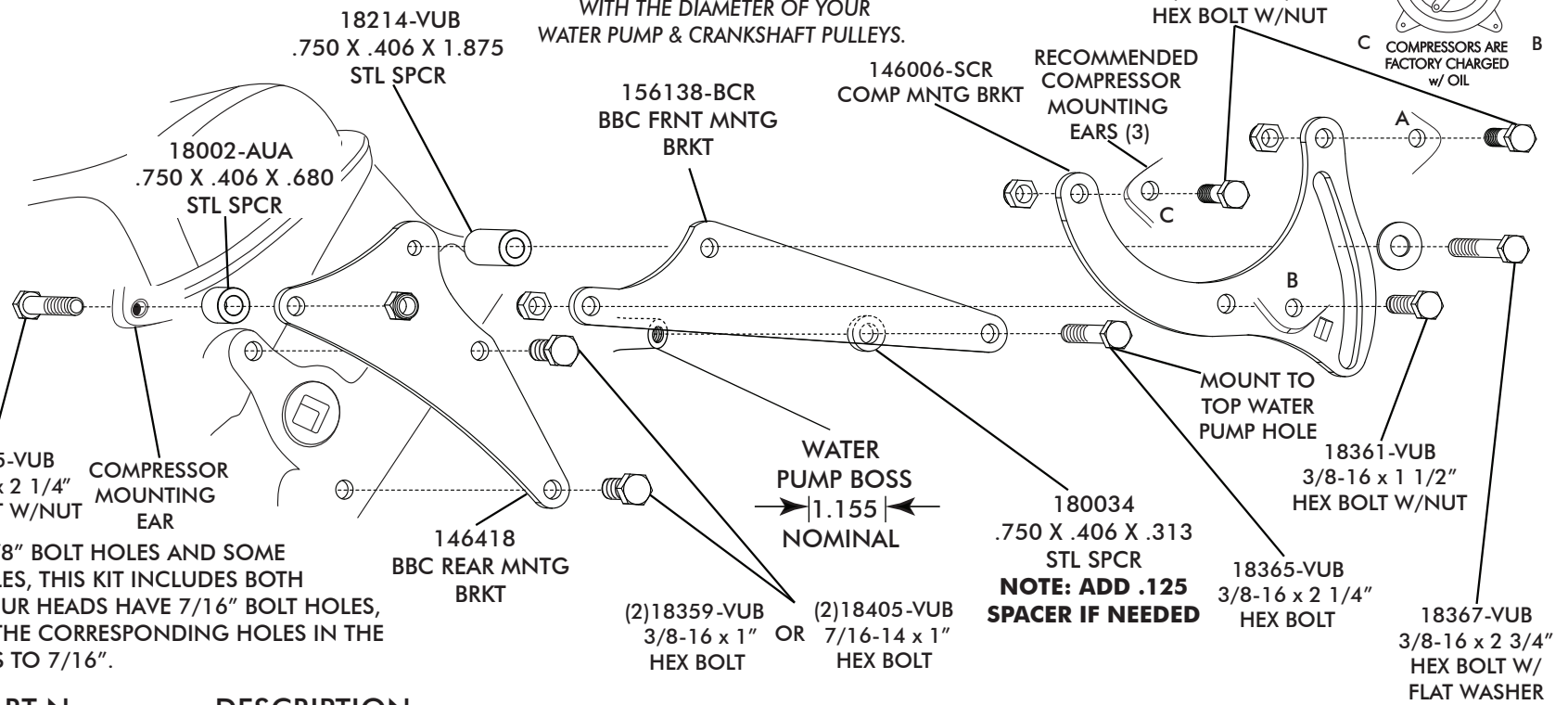
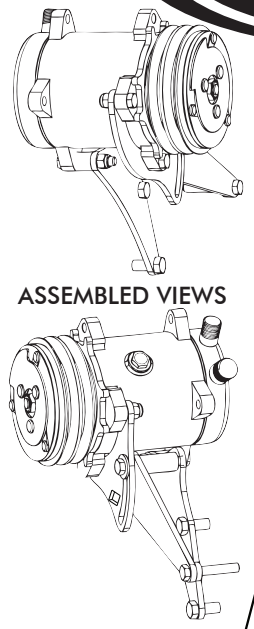
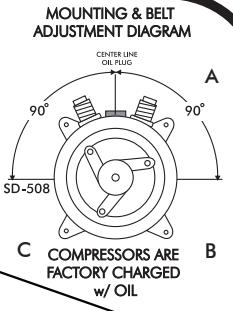


BBC SIDE MOUNT SP PS COMPRESSOR BRACKET

15134-VCB

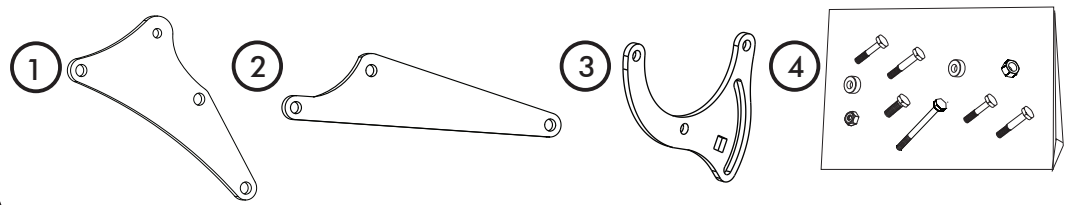
NOTE: ASSEMBLE ALL BRACKETS LOOSELY TO ENGINE, BEFORE TIGHTENING BOLTS, THIS WILL ENSURE PROPER ALIGNMENT OF ALL BRACKETS.

• WE RECOMMEND A BELT LENGTH 61-62". HOWEVER, THIS CAN VARY WITH THE DIAMETER OF YOUR WATER PUMP & CRANKSHAFT PULLEYS.



SOME HEADS HAVE 3/8" BOLT HOLES AND SOME HAVE 7/16" BOLT HOLES, THIS KIT INCLUDES BOTH SIZES OF BOLTS. IF YOUR HEADS HAVE 7/16" BOLT HOLES, YOU MUST ENLARGE THE CORRESPONDING HOLES IN THE MOUNTING BRACKETS TO 7/16".

No.	QTY.	PART No.	DESCRIPTION
1.	1	146418	BBC REAR MOUNTING BRKT
2.	1	156138-BCR	BBC FRONT MOUNTING BRKT
3.	1	146006-SCR	COMP MOUNTING BRKT
4.	1	191013	BBC SIDE MOUNT SP PS BRKT HARDWARE KIT



IMPORTANT NOTICE

DO NOT CONNECT COMPRESSOR CLUTCH WIRE UNTIL SYSTEM IS BEING CHARGED w/ REFRIGERANT. RUNNING COMPRESSOR WITHOUT REFRIGERANT WILL VOID WARRANTY!

1. WHEN MOUNTING & ADJUSTING YOUR BELT MAKE SURE THE OIL PLUG CENTERLINE DOES NOT EXCEED 90° FROM VERTICAL IN EITHER DIRECTION TO AVOID COMPRESSOR FAILURE.

2. VINTAGE AIR RECOMMENDS ONLY DAYCO, GATES, OR GOODYEAR BRAND REINFORCED SERIES 17 V BELT BE USED WITH THIS COMPRESSOR. ANY USE OF LESSER QUALITY BELTS MAY CAUSE COMPRESSOR TO PERFORM IMPROPERLY.

NOTE: FAILURE TO FOLLOW THESE PROCEDURES VOIDS ALL WARRANTIES.