

2023



INVENTORS

OF PERFORMANCE
AIR CONDITIONING



47
YEARS

STAY COOL



v i n t a g e a i r . c o m



PRESIDENT'S MESSAGE



As I write this message, it's hard to believe we are almost a quarter of the way into 2023. After so many uncertainties in the past few years, we are all enjoying the world around us getting back to a much more normal feel. It has been great to be back out on the road catching up with friends at events and local cruise nights, and the turnout at all of these events seems to be excellent.

The supply line issues that have affected nearly every aspect of our lives have fortunately been easing and improving over the last year. We are seeing both raw materials and components more readily available and arriving closer to scheduled dates. The improving supply chain has been huge for us and has helped us to reduce our lead times for both our climate control systems and Front Runners.

We are continuing to see the definition of a classic car evolve, and we are expanding our coverage to include more vehicles from the 1980s and even into the 90s. We are also very excited to introduce our new Gen 5 series. The Gen 5 is the next evolution of our venerable Gen IV and includes even more OEM quality features like an injection molded case assembly, rubber over-molded blend air doors, a block-type expansion valve, and higher torque actuator motors. We have just released new SureFit kits for the GM 3rd Generation Camaros and Firebirds that incorporate this new Gen 5 Super Magnum module. These new kits join our recently released systems for the 1982-88 Monte Carlo/El Camino, Oldsmobile Cutlass, and Buick Grand National. These G-Body kits incorporate a new stamped steel firewall cover that really cleans up the engine compartment while delivering more clearance for engine upgrades or swaps. We have also expanded our Ford F-Series Pickup and Bronco kits to include the 1981-86 models. While we are continuing to develop more SureFit kits, we haven't forgotten about our hot rod roots. Our new Streamline Heater captures the essence of add-on aftermarket heaters from the 30s and 40s while providing modern performance and reliability.

One thing that has not changed is that we are very fortunate to have a great group of people that remain committed to designing, manufacturing, and delivering the best performing and highest quality climate control systems in the industry. The strength of any company lies in its people, and we are very proud of the dedicated and talented staff we have assembled through the years. We still take the principles of integrity and workmanship seriously, and have since Jack founded Vintage Air back in 1976.

As always, we appreciate your continued confidence and support.
I hope to see you on the road!

Rick Love





PRODUCT INDEX

Catalog #47

- 4-5..... About Vintage Air
- 6-7..... Meet The Team/Totally Cooled Gallery

SureFit Complete Kits Available For These Cars and Trucks:

NEW!

- 8-9..... SureFit Systems Introduction
- 10..... '58-'82 Corvette SureFit™ Systems
- 11..... '55-'57 Chevrolet SureFit™ Systems
- 12..... '67-'92 Camaro SureFit™ Systems
- 13..... '64-'72 Chevelle, El Camino, and Monte Carlo SureFit™ Systems
- 14..... '62-'74 Nova SureFit™ Systems

NEW!

- 15..... '59-'66 Chevy Impala SureFit™ Systems
- 16..... '82-'88 GM G-Body - Monte Carlo/Buick Grand National/Olds Cutlass
- 17..... '67-'92 Firebird SureFit™ Systems
- 18..... '64-'72 GTO / LeMans/ Tempest SureFit™ Systems

NEW!

- 19..... '64^{1/2}-'70 Mustang / Falcon / Ranchero/Cougar SureFit™ Systems
- 20..... '55-'57 Ford Thunderbird Under Dash SureFit System
- 21..... '68-'72 Olds Cutlass/442 SureFit™ Systems
- 22..... '66-'70 Dodge Coronet / Super Bee / Charger SureFit™ Systems

NEW!

- 23..... '66-'70 Plymouth Belvedere / Satellite / GTX / Roadrunner SureFit™
- 24..... '70-'74 Barracuda / Cuda / Challenger SureFit™ Systems
- 25..... '47-'55 Chevy/GMC Trucks Gen IV SureFit™ Systems
- 26..... '55-'59 Chevy Trucks SureFit™ Systems

NEW!

- 27..... '60-'66 Chevrolet /GMC Trucks SureFit™ Systems
- 28..... '67-'72 Chevrolet /GMC Trucks SureFit™ Systems
- 29..... '73-'92 Chevrolet /GMC Trucks SureFit™ Systems
- 30..... '53-'56 Ford F-100 Trucks Gen 5 SureFit™ Systems
- 31..... '61-'66 Ford F-100 Trucks SureFit™ Systems
- 32..... '67-'79 Ford F-100 Trucks/Bronco SureFit™ Systems
- 33..... '80-'86 Ford F-100 Trucks/Bronco SureFit™ Systems
- 34..... '66-'77 Bronco SureFit™ Systems
- 35..... '68-'83 FJ40 Landcruiser SureFit / '49-'59 Studebaker Truck "Climatizer" System

NEW!

NEW!

Builder's Series Custom-Configured Individual System Components

- 36-37..... Builder's Systems - Choosing The Right System
- 38..... Builder's Systems - Magnum Gen 5 Evaporator
- 39..... Magnum System Controls
- 40-41..... Builder's Systems - Gen II Super/ComPac/Mini Universal
- 42..... Gen II System Controls
- 43..... Slimline Under Dash/Vacuum ShortPack/Trunk Mount Systems
- 44..... Mark IV Under Dash Systems/Heritage Under Dash Systems
- 45..... Streamline Roadster Heater/Gen II Heater/ComPac Heater Systems

NEW!

- 46-48..... Under Dash Louver Pods/Standard Louvers/Accessories
- 49-50..... ProLine Upgrade Louvers /Accessories/Defrost Ducts
- 51..... Replacement Knobs /Decals
- 52-59..... Front Runner™ Engine Drive Systems
- 60-65..... ProLine™/Steel-eez™ Engine Brackets /Flathead Ford Brackets
- 66-67..... Compressors/Clutch Covers
- 68..... TiteFit™ Line Kits/GM Compressor O-ring Adapter Fittings
- 69..... Beadlock Refrigerant Hose Kits
- 70..... Beadlock Heater Line Fitting/Crimping Tools
- 71..... Reduced Barrier Beadlock Refrigerant Hose Kits
- 72..... E-Z Clip Refrigerant Hose/Fittings/Bulkhead
- 73..... ProLine Refrigerant Braided Line/Fittings
- 74..... Stainless Steel Refrigerant Line Kits/Fittings/Weld-In Ports
- 75..... U-Bend-Em Refrigerant Lines/Safety Switches
- 76..... ProLine™ and StreamLine™ Bulkhead Plates
- 76..... Driers
- 77..... Alternators/Water Pumps
- 78..... Engine Pulleys
- 79..... Coolant Parts
- 80-81..... A/C System Replacement Parts
- 82-83..... Condensers
- 84..... Engine Driven Fans/Fan Clutches/Fan Shrouds
- 85..... Cooling Fans/SPAL & Maradyne/Electric Fan Wiring Kits
- 86-87..... LoPro & Monster Brushless Electric Cooling Fans
- 88-89..... Insulation/Dynamat/Lizard Skin
- 89..... Steering Column Boots
- 90-91..... Compressor Dimensions/Installation Wiring Diagrams
- 92..... Distributor Training Program
- 93..... Vintage Air Distributor Locator/Terms and Policies
- 94..... How To Order Your Custom System
- 95..... Build Your System Worksheet

NEW!

NEW!

If you see the vehicle you are wanting to air condition listed in the "blue" area at left, your job is as easy as turning to the application page and ordering one of our complete SureFit Systems!

If you don't see the vehicle you are wanting to air condition in the "blue" area, turn to page 36 to begin selecting each of the components to complete your "Custom Configured" Vintage Air system.

Our Builder's Series section contains everything needed to air condition even the rarest of vehicles! Give us a call for expert advice on any component questions you may have.

For more information call
800-TO-COOL-U
 Complete Catalog Also Online At
www.vintageair.com
 18865 Goll Street, San Antonio, Texas 78266



Cover Photos: Charger by Chris Shelton for Modern Rodder, '32 Roadster by Wes Allison for Modern Rodder, Camaro by Greening Automotive, Pantera by Ringbrothers, F150 by Kahn Media

The terms: SureFit, ComPac, FrontRunner, Gen II, Gen IV, Gen 5, Magnum, Mark IV, SlimLine, ShortPac, Space Saver, Mini Space Saver, Super Cooler, SureFit, ProLine, Steel-eez, and TiteFit, Electronic Cable Connector, are trade names of Vintage Air Inc.



THE BIRTH OF COOL

Back in the early 1970s a young South Texas hot rodder returned home after serving his country in the U.S. Air Force.

That experience taught him that nothing worthwhile is accomplished without the help of others, and that he needed more formal education to move in the direction he wanted to go. Already an experienced welder and fabricator, he wanted to learn all he could about industrial design and manufacturing technologies, and then find an opportunity in the newly expanding "hot rod industry."

That young guy was our founder, Jack Chisenhall. Jack began searching for areas he could improve the products then available to car enthusiasts. Suspension systems were already being created by talented guys who later became legends. Drive train components were rapidly being offered by experienced engine shops and most other needs such as body and paint were more of a service. The solution soon became as obvious as the sweat on his brow when driving one of his old Ford Hot Rods on a Texas summer - air conditioning!

Jack had friends that were working in new car dealerships and service centers and remembered that many of the new car deliveries in those days included aftermarket, dealer-installed air conditioning units. So how hard could it be to offer air conditioning to hot rod owners? Well, it turned out it was very hard.

The first problem was that the units available were much too large to fit into the early '30s and '40s cars favored by rodders. Second, the controls and under-hood components were, well, just ugly! Jack knew he had to dig deep into the mobile air conditioning field to learn to design new system components to manufacture.



Vintage Air was able to offer something never before possible to hot rodders and classic car owners - the ability to enjoy driving their classic cars and trucks year 'round, in any weather and conditions!

Jack joined the Mobile Air Conditioning Society to begin the research and to meet the people who could help him. He made friendships there which would last to this day. He learned everything possible about how the systems worked (or didn't) and then began to build and test hundreds of ideas and designs in his own hot rods, ultimately creating

the world's first compact high performance climate control systems by 1976. A company was born.

The simplified story of those early products is that they used proven technology and some off-the-shelf components, together with his custom-designed and greatly reduced case sizes to allow installation behind the dash of even the smallest early model cars. By designing and producing smaller cooling and heating coils and packaging them together into new Vintage Air cases,

these new units offered something never before available to vintage car drivers - the ability to enjoy driving their customized cars and hot rods year 'round! And that is really the driving force behind Vintage Air remaining successful for almost fifty years.

In the first few years, the handful of guys at the new Vintage Air Inc. were kept busy filling orders for our new compact A/C systems and making upgrades as we discovered improvement opportunities. Jack was literally flying the "red-eye" across the country to personally install A/C systems into cars being built by the most recognized rod shops in the nation. The more he worked with builders and shops the more, he refined the products, soon designing and building his own louvers, control panels and more attractive compressor mounting brackets. Vintage Air "units" were becoming "complete systems" and appearing in the top "Magazine Cars" in America. Success? No, just getting started.

By the early eighties we realized that many of the "old cars" we were all building and driving were becoming valuable "collector cars."

Owners of these vehicles were becoming reluctant to "cut up" these more modern classics. That's when we decided to create our pioneering "SureFit Series" systems. The goal on these new systems was to make them "bolt-in," requiring the absolute minimum of alterations to the applicable classic car or truck. No holes in the firewall, no holes in the dash, no cutting away sheet metal to fit components. Again, how hard could it be?



Of course, today we manufacture thousands of these "bolt-in" systems for a huge range of classics. And over the past forty years we have learned much about engineering at the OEM level. For one, not every Mustang or Nova, etc. left the factory with the same components, sheet metal or even measurements! OEMs make seemingly endless mid-year changes. That fact requires us to obtain as many as six examples of every make and model to develop a new SureFit kit application. We invest hundreds of hours engineering, testing and "proving" each application component so you will have as smooth an installation as possible. Our SureFit System kits are the most popular products in our company history.

Just as we were rockin' and rollin' in production and sales in the early '90s, we learned the EPA was looking into issues involving the standard R-12 refrigerant products and the ozone layer depletion theory. It was controversial at the time, but we knew it was wise to completely engineer our whole product line to use the emerging replacement refrigerant, 134a. The full line upgrade project was extensive and very expensive, but we were finally able to offer our re-engineered 134a systems by 1992 - a full five years before the EPA mandated the elimination and legal sale of R12. It was the right thing to do.





47 YEARS OF COOL

The upside of these changes led to many greatly improved components and processes. Number one, it led us to beef up our in-house professional engineering staff and capabilities. The new 134a refrigerant is not as efficient as the old R12, so we had to design our own, completely new type of condenser - our exclusive SuperFlow micro-tube condenser line. The SuperFlow condensers immediately delivered 40% more heat exchange over old-style tube-and-fin units and actually allow us to reduce the overall size of some applications. New "barrier type" refrigerant hose was adapted and other upgrades were designed into every system.

This year we're announcing the next evolution in cool - our new Gen 5 Magnum Series Systems and SureFit Kits.

Our next evolution in air conditioning technology was to introduce the first all-electronically controlled evaporator units to the performance car market. These new "Gen II" units were not just the old ones with electric switches added. Using our own custom-built "wind tunnel" which allows "virtual design" modeling, we completely redesigned the outer cases and inner air-door configurations on all units to take advantage of these new "servo stepper motors" being integrated into our units. Internally, the door sweeps were increased for superior air flow. The electronic servos allowed for improved defroster function and most importantly, we could eliminate the troublesome manual control cables which were standard in virtually all aftermarket climate control systems of the day. We then engineered and produced our own compact electronic control panels to offer fingertip operation of the new Gen II systems.

Along the way we decided to address the needs of the ever-increasing power and performance of the engines being installed in hot rods and classic cars. Most engine swaps up to that point involved modest power output and used basic OEM engines. Around 2000, the use of more sophisticated crate engines, electronic fuel injection and the latest LS and Coyote motors required a stronger compressor and accessory mounting solution. There needed to be a super-compact, all-inclusive mounting system to allow for these swaps into what were often spaces. But more importantly, these high-powered, high-revving engines needed a super strong, modular bracket system which totally eliminated the misalignment and harmonic vibrations that cause metal fatigue and ultimately drive failure in short order. We studied OEM drive systems and NASCAR engine drives and finally designed and built our own prototype that was then tested at over 249 MPH in Jack's own 700 HP, Bonneville-record-setting Studebaker coupe. It worked so well, he just changed tires and drove it across the country without issues! Our Front Runner engine drive systems are a direct evolution of the things we learned for that test.




The next year, we got back to the climate controls and once again rewrote the book with an all-new evolution (revolution really): the Gen IV series of systems. Using everything we learned in thirty years, we took a "clean sheet" approach. The Gen IV Magnum units featured a larger and better-designed case, digital control panel functions using microprocessor controlled temp mode, and most importantly, separated cooling and

heating coils with internal air-blend doors that allowed "perfect temperatures" in all climates and conditions. These improvements now allowed customers to use their original OEM control panel with our Patented "Electronic Cable Converters" to adapt from the original cables. On some applications we offer all new electronic replacement panels designed to look and fit like the OEM panel in your vehicle. And, only a slim wiring harness is routed to the evaporator behind your dash. The Magnum has become the standard for performance climate control systems in the world. In fact, this technology is incorporated into our HVAC systems installed in several OEM vehicles such as the Ford GT.



And we're still moving forward! This year we're announcing the next evolution in cool. Our new Gen 5 Magnum Series is featured on some SureFit applications and offered as a "Builder Series" custom configured component. The new Gen 5 is compatible with all current Gen IV controls and accessories. It also shares almost identical outside case dimensions. The Gen 5, however, delivers greatly improved performance and quality enhancements. The case is now injection molded, smooth finish ABS. The over-molded door seals provide OEM-quality air sealing. New block-type expansion valve and door actuator motors and increased case mounting points for installation flexibility are also included. The "Super" Magnum unit included in most SureFit kits now delivers 20% more airflow over the Gen IV units. Not all SureFit applications are available in the Gen 5 version as this catalog is published, however we are working overtime to upgrade all SureFit applications to Gen 5 as quickly as possible without compromising reliability and functionality. But every Gen IV SureFit can be upgraded to Gen 5 technology without requiring new controls or under hood components.

It's been a long ride since we were knocking out air conditioners 24/7 in the beginning. We are now over 160 employees strong, many serving as long as 38 years with us! But we're still hot rodders and innovators at heart, and we're always looking forward to the next show season and the next challenge. Thanks for your interest in Vintage Air's story and our products. We'll see you on the road!





MEET THE TEAM

From just a hand full of dedicated folks in the beginning, to now over one hundred sixty equally dedicated people with an amazing range of skills, education and experience, Vintage Air has grown into the world's leader in mobile climate control systems. These are the folks that can assist you in selecting the right system components for your project, or help with any questions or issues you may have while installing your system.




Ryan Zwicker
Vice President Operations




Wayne Potter
National Sales Manager



Art Cavazos
Sales Supervisor



Roy Arreguin
Sales Team



Ken Edelstein
Sales Team



Jason Martinez
Sales Team



Javier Martinez
Sales Team




Marcus Martinez
Sales Team



Aarron Russell
Sales Team



Alex Rosado
Sales Team



Josh Santos
Sales Team



Shane Chisenhall
Technical Services



Jay Cross
Technical Services



Justin DeVries
Technical Services



Mark Hungerford
Technical Services



John B. Wright
Technical Services

We are proud to have been chosen to air condition some of the finest custom built cars and trucks in the world. Top builders and owners know Vintage Air will live up to the style, comfort and reliability standards they expect for their projects.



1964 Riviera built by Cruiser's Customs for David Biegler



Toyota FJ40 built by Resurrection Land Cruisers



1961 Chevy Impala built by Big Oak Garage for Dan Duffy



Jason Hill of Hill's Hot Rods OBS Chevy



1970 F100 "Reformer" truck built by ICON

1975 Dodge Tradesman van "Vantacy" built by Goolsby Customs for Matthew Forst



Joe Rogan's 1969 Camaro Built By The Roadster Shop



1929 Model A Sedan built by Rad Rides by Troy for the Mariani Brothers



1958 F100 built by Roy Brizio Street Rods



SUREFIT COMPLETE SYSTEM

If you're planning to air condition one of the popular American classics, muscle cars or pickups, one of our bolt-in, complete SureFit kits is the simple and easy solution.

Smaller early model street rods require a somewhat custom configured air conditioning package (See page 36-37). When later cars, from the 1950s and up, are being modernized or hot rodded, they usually maintain most of the factory sheet metal and body features. This fact has allowed us to engineer "vehicle-specific," complete systems we call our SureFit Series kits. The ever-increasing value of these later model cars and trucks, particularly Corvettes, "pony cars," and muscle cars of the '60s, further demands we engineer these kits to be installed using primarily the factory-drilled holes and brackets to maintain the vehicle's value. In some cases, very minor adjustments or an extra small hole may be required, but this is because all auto manufacturers made changes to their vehicle assembly designs during production runs. We always try to minimize any required vehicle alterations. SureFit kits also offer the most complete and straightforward installations possible. Our award-winning instruction booklets and carefully engineered system packages should make your SureFit installation job simple, fun, and very cool!

Our SureFit kits are designed to place the evaporator case and air duct hoses behind the dash for a clean factory-air look. In most cases, the SureFit system will be controlled by your original OEM dash controls using our patented "Electronic Cable Converters." In some applications, a new factory-look control panel is included with the kit. Some early truck kits must use additional switches. All SureFit systems provide full OEM-style operations, including air conditioning, floor or vent exit heating and a powerful dehumidified defroster. To retain a true factory look, the A/C air exits through the factory dash louvers, when originally equipped in your car's dash.

The under-hood components are designed to mount to stock engine bolt points (although we can accommodate many custom engine swaps). In most cases, the condenser assembly mounts to the stock core support. Again, because of production design changes, you may need to modify some mounting points slightly. Each SureFit kit features many components designed by our engineers specifically for each make and model application. Components such as pre-formed aluminum lines, condenser mounted drier, engine compressor mount brackets and a replacement glove box insert give these systems a clean, finished looking installation. The best news is, because our entire SureFit evaporator/heater case is mounted inside the car behind the dash, the firewall/engine area of your car or truck is cleared of those big, ugly factory A/C housings! Each SureFit kit contains a factory looking, vehicle-specific firewall cover panel to seal off the opening left from the removal of the OEM system and provide refrigerant line and heater hose routing. SureFits also allow for a smoothed or filled firewall.

The Vintage Air SureFit kits are the best value and the most completely engineered air conditioning systems you can install in your classic car or truck. Add the fact that Vintage Air has remained the most respected name in performance aftermarket climate control systems for almost fifty years, and the choice is obvious!



SureFit™ System Features:

- Evaporator assembly mounts behind the dash
- Our largest Magnum evaporator design - See page 38 for a full technical description of this amazing unit
- Separate high-capacity aluminum plate & fin cooling coil
- Separate parallel flow heater coil
- High volume OEM quality dehumidified defroster mode
- Enlarged blower fan and motor package (Gen 5 Super)
- Fly-by-wire electronic servo motor controls - no cables or capillary tube to route
- Uses your vehicle's factory control panel adapted by our patented "Electronic Cable Converters" (See next page)
- Some applications include an all new OEM-look electronic replacement control panel (See next page)
- Some applications on non-factory air cars or trucks will include new under dash louver pods
- Under-hood components such as compressor, engine mount brackets, condenser, drier, model-specific refrigerant lines, and complete wiring harness
- Alternate engine brackets available for engine swaps
- Flat or stamped OEM look steel firewall cover panel
- Replacement molded glove box (reduced capacity)
- Award winning installation manual and a full technical team ready to help you if needed




SUREFIT COMPLETE SYSTEM

Replacement Controls



You will note some SureFit Systems are provided with a new complete electronic replacement panel. These bolt into your original dash location and provide correct inputs for our SureFit systems. Kits for vehicles for which factory controls are not easily adapted or suitable for our "cable converter" upgrade will include new OEM-look control panels.

What are Cable Converters?



Vintage Air
Cable Converters
U.S. Patented
#7,971,445B2

Converting the conventional vacuum or mechanical movements of levers and cables found in most early OEM air conditioning systems into an electronic impulse is an engineering challenge. But our great team of engineers has developed and patented the coolest little solution to the problem you can imagine. Not only do these bolt-in sliding units mimic the action of the original cable control functions, they actually "learn" the travel of the original levers and adjust the fully-closed to fully-open requirements of each SureFit system, with no other adjusting necessary!

Each SureFit application's features list will identify which control method is included with the kit.

Note: Due to the age and options of vehicles, some installations may require additional parts.

Vintage Air SUREFIT™ Systems Application Guide

Vintage Air Manufactures These Vehicle Specific Systems

		Gen 5 Electronic System	Gen IV Electronic System	Use Factory Controls (Control Panel Not Included)	Vintage Air Replacement Controls (Included)	Bolt-In Upgrade Control Available	See Page
Chevrolet	1955-57 Tri-Five Cars						Page 11
	1958-67 Corvette						Page 10
	1968-76 Corvette						Page 10
	1977-82 Corvette						Page 10
	1967-69 Camaro						Page 12
	1970-81 Camaro						Page 12
	1982-92 Camaro						Page 12
	1964-67 Chevelle/El Camino						Page 13
	1968-72 Chevelle/El Camino						Page 13
	1962-65 Chevy II/Nova						Page 14
	1966-74 Nova						Page 14
	1970-72 Monte Carlo						Page 14
	1982-88 Monte Carlo/El Camino						Page 16
	1959-60 Impala/El Camino						Page 15
	1961-66 Impala						Page 15
	Pontiac	1964-67 GTO					
1968-72 GTO							Page 18
1967-68 Firebird (Same as Camaro System)							Page 17
1969 Firebird							Page 17
Oldsmobile	1970-81 Firebird						Page 17
	1982-92 Firebird						Page 17
	1968-72 Cutlass						Page 21
Buick	1982-88 Cutlass						Page 16
	1986-87 Grand National						Page 16
Mopar	1966-67 Coronet/Charger						Page 22
	1966-67 Belvedere/Satellite/GTX						Page 23
	1968-70 Coronet/Super Bee/Charger						Page 22
	1968-70 Road Runner/Satellite/GTX						Page 23
	1970-74 Cuda/Challenger						Page 23
	1970-74 Cuda/Challenger						Page 24
Ford	1964-65 Falcon/Ranchero						Page 19
	1964 1/2-66 Mustang						Page 19
Chevy/GMC Trucks	1967-70 Mustang						Page 19
	1967-68 Cougar						Page 19
	1955-57 Thunderbird (Under Dash)						Page 20
	1947-55 Trucks (First Series Chevy Truck)						Page 25
	1947-53 GMC Trucks						Page 25
	1955-59 Chevy Trucks						Page 26
	1960-63 Chevy Trucks						Page 27
	1964-66 Chevy Trucks						Page 27
	1967-72 Chevy/GMC Trucks						Page 28
	1973-87 Chevy/GMC Trucks						Page 29
Ford Trucks	1988-94 Chevy/GMC Trucks						Page 29
	1953-56 Ford Trucks						Page 30
	1961-66 Ford Trucks						Page 31
	1967 Ford Trucks						Page 32
	1968-72 Ford Trucks						Page 32
	1973-79 Ford Trucks						Page 32
	1980-86 Ford Trucks						Page 33
	1966-77 Bronco						Page 34
	1978-79 Bronco						Page 32
	1980-86 Bronco						Page 33
Landcruiser	1968-83 Landcruiser						Page 35

The goal of our SureFit kits is to provide the most "Factory Air" look as is possible, with the minimum of modifications to your classic vehicle.



1957 Chevy installation with center plenum



1966 Impala dash includes under-dash louver pods



Factory air '68 Charger dash with SureFit kit



SUREFIT SYSTEMS

Corvette 1958-1982



See Our Website For All Application Photos



961059
1958-60
Non-Air
Kit Shown

Sure Fit™ System Features:

- All Gen IV SureFit system features detailed on page 8
- New rotary controls included on 1958-67
- New complete control panel included on 1968-82
- Flat steel firewall cover panel
- Replacement molded glove box (reduced capacity)

Complete Kits - SureFit Gen IV 3

- 961059** 1958-60 Corvette Complete Kit
- 961060** 1961-62 Corvette Complete Kit
- 964163** 1963-65 Corvette Complete Kit (factory air)
- 961162** 1963-65 Corvette Complete Kit (non-factory air)
- 964165** 1966 Corvette Complete Kit (factory air)
- 961163** 1966 Corvette Complete Kit (non-factory air)
- 964166** 1967 Corvette Complete Kit (factory air)
- 961165** 1967 Corvette Complete Kit (non-factory air)
- 964168** 1968 Corvette Complete Kit (factory air)
- 964173** 1969-73 Corvette Complete Kit (factory air)
- 964174** 1974-76 Corvette Complete Kit (factory air)
- 961174** 1968-76 Corvette Complete Kit (non-factory air)
- 964175** 1977 Corvette Complete Kit (factory air)
- 964176** 1978-82 Corvette Complete Kit (factory air)

Installation instructions available on our website

SYSTEM NOTES:

1. Some installations may require additional engine pulleys not included with kits. You must provide pulleys, V-belts, heater hose, and refrigerant. See below and page 78 for Chevy engine pulleys.
2. We recommend using our heavy-duty fan blade and shroud for best performance.
30266-CCA 1963-67 Corvette Electric Fan Kit
302686-CCA 1968-76 Corvette Electric Fan Kit Includes: electric fan, mounting brackets, wiring harness and male trinary switch.
3. SureFit systems may interfere with some OEM radios or in-dash speakers.
4. '58-'62 Corvette Gen IV SureFit system may interfere with aftermarket windshield wiper kits.
5. 1961-62 Corvette driver's side coolant expansion may need to be relocated. Tank relocation kit **154730**
6. 1963 Corvette alternator must be relocated to driver's side (bracket **148100** available separately).

1968-82 Corvette systems now include a new bolt-in LED backlit, replacement control panel. Panel provides variable blower speed operation, temperature blend, and floor, dash and defrost air delivery selection.

1968-76 Non-air Corvette kits include this OEM style, metal, dual louver assembly.



Optional Components



3-Groove Pulleys 2

735002 1966-70 Corvette with factory air; 427-454 3-Groove Water Pump Pulley (5/8" Shaft Pilot Hole)

735003 1971-74 Corvette with factory air; 427-454 3-Groove Water Pump Pulley (3/4" Shaft Pilot Hole)

Condenser Fan Kits 3

30266-CCA For 1963-67 Corvette.
302686-CCA For 1968-82 Corvette.

Fan kits include: 14.0" SPAL electric pusher type fan, wiring harness, mounting brackets, hardware kit and male trinary safety switch with connector.



2 **WARNING:** This product can expose you to chemicals including Chromium (hexavalent compounds), which is known to the state of California to cause cancer and birth defects or other reproductive harm. For more information, go to www.P65Warnings.ca.gov

3 **WARNING:** This product can expose you to chemicals including lead, which is known to the state of California to cause cancer and birth defects or other reproductive harm. For more information, go to www.P65Warnings.ca.gov

Chevrolet 1955-1957



Exclusive molded high- volume center plenum vent shown - 965701

Optional 4-duct plenum is also available

See Our Website For All Application Photos

SYSTEM NOTES:

1. Standard SureFit condenser kits designed for original style core support and vertical flow radiators. Condenser hard lines route through core support (specify "V-8 - Radiator mounted behind core support, or 6-cylinder - Radiator mounted in front of core support) position. If using cross flow radiator, condenser must be matched to core size and additional fittings and refrigerant hose may be required. See cross flow condenser kit on page 82.
2. Tri-Five Chevy kit designed for original "non a/c" firewall and dash.
3. Some installations may require additional engine pulleys not included with kits. You must provide pulleys, V-belts, heater hose and refrigerant. See page 78 for Chevy pulleys.
4. If you are retaining the original 265 or 283 V8 engine in your car, you may need to upgrade the harmonic balancer and pulleys. You will need to upgrade from the generator to an alternator.
5. SureFit systems may interfere with some OEM radios or in-dash speakers.

SureFit™ System Features:

- All Gen IV SureFit system features detailed on page 8
- Requires a functional OEM Deluxe 4-lever control panel (Not included)
- Uses your OEM factory system controls with our patented Electronic Cable Converters and new lens
- Flat steel firewall cover panel (Stamped OEM style on '57)
- Replacement molded glove box (reduced capacity)

Complete Kits - SureFit Gen IV 3

- 96155-PCU** 1955-56 Chevy Complete Kit, Center Vent
- 96156-PCU** 1955-56 Chevy 4-Vent Complete Kit
(No molded center vent allows use of 4 individual louver locations)
- 965701** 1957 Chevy Complete Kit, Center Vent
- 965702** 1957 Chevy 4-Vent Complete Kit
(No molded center vent allows use of 4 individual louver locations)



OEM '55-'56 Chevy deluxe control with supplied Electronic Cable Converters™ installed from our SureFit kit.

OEM '57 Chevy deluxe control with the supplied Electronic Cable Converters™ installed from our SureFit kit.

Installation instructions available on our website

NOTE: Control panels not included! Photos show the Cable Converters used to adapt YOUR OEM deluxe panel to the system.

Optional Components

492056 1955-57 Chevy ProLine chrome louver assembly (pair). Louvers included.

492055 1955-57 Chevy ProLine brushed aluminum louver bezels (pair). Louvers not included. Fits most standard round louvers and ProLine round louvers.

64112-VCB 1957 Chevy stamped steel firewall cover plate without holes. Included with 1957 kit.




Made In The USA

32007-VUF Optional 1955-'57 Chevy Electric SPAL fan package with mounts. For use with SuperFlow condenser. **V8 radiator position only (1955).** Requires a trinary safety switch.

371255 Tri-Five Chevy Dual Cool™ fan package designed for 6 cyl. radiator position as shown. Includes heavy duty fan wiring harness. **Radiator core support must be in forward 6 cyl position.** Requires a trinary safety switch.

See page 87 for our all new 19 inch, 850 watt, brushless Monster Fan kit for Tri-5!





SUREFIT SYSTEMS

Camaro 1967-1992



See Our Website For All Application Photos



965706 - 1982-87 Factory-Air Kit Shown

SYSTEM NOTES:

1. Some installations may require additional engine pulleys not included with kits. You must provide pulleys, V-belts, heater hose and refrigerant. See page 78 for Chevy pulleys.
2. We recommend using our heavy-duty an blade and shroud.
3. SureFit systems may interfere with some OEM radios or in-dash speakers.



'67-'68 & '69 non-air applications use our patented Electronic Cable Converters™ to convert YOUR OEM control panel to fully electronic technology.

Optional replacement '67-'69 controls featured below.

SureFit™ System Features:

- All SureFit system features detailed on page 8
- Uses your 1967-69 OEM controls with our Electronic Cable Converters™ and our new control panel face plate
- 1970-92 kits include complete replacement electronic control panel
- Flat steel firewall cover panel mounts to engine side of firewall
- Heater and refrigerant hoses route through kick panel for cleaner firewall and increased engine clearance
- New dual center louver assembly (non-air car) for increased air flow
- Replacement molded glove box (reduced capacity)



'70-'81 and '82-'92 systems include an all-new replacement electronic control panel.

Optional Components 2

473047 1967-68 Camaro replacement electronic control panel kit

473060 1967-68 Camaro replacement control panel plate for use with ProLine 3-Knob control-page 39 (shown below)



473046 1969 Camaro replacement electronic control panel kit

473045 1969 Camaro replacement control panel plate for use with ProLine 3-Knob control-page 39 (shown at right)



49306-VCL 1967-'68 Repro Astro outer vents (Pair)



493067-LCA 1967-68 Factory Air repro center vent kit. Includes **single** 2.5" hose adapter

493068 1967-68 Factory Air repro center vent kit. Includes **dual** 2.5" hose adapter



49308-VCL 1969 Factory Air reproduction center vent and bezel



627903 '70-'81 Camaro factory air stamped firewall blockoff plate

627902 '67-'69 Camaro non-Air stamped firewall blockoff plate. (Will fit '70-'81 Camaro with minor firewall modifications)

Complete Kits - SureFit Gen IV 3

- 965070** 1970-73 Camaro Complete Kit (factory air)
- 961170** 1970-73 Camaro Complete Kit (non-factory air)
- 965073** 1974-77 Camaro Complete Kit (factory air)
- 961173** 1974-77 Camaro Complete Kit (non-factory air)
- 965078** 1978 Camaro Complete Kit (factory air)
- 961178** 1978 Camaro Complete Kit (non-factory air)
- 965080** 1979-81 Camaro Complete Kit (factory air)
- 961180** 1979-81 Camaro Complete Kit (non-factory air)

Complete Kits - SureFit Gen 5 Super 3

- 964244** 1967-68 Camaro Complete Kit (factory air)
- 961244** 1967-68 Camaro Complete Kit (non-factory air)
- 964245** 1969 Camaro Complete Kit (factory air)
- 961245** 1969 Camaro Complete Kit (non-factory air)
- 965706** 1982-87 Camaro Complete Kit (factory air)
- 965707** 1988-92 Camaro Complete Kit (factory air)

See Page 86 For Our Monster Brushless Electric Fan Kits

Installation instructions available on our website

Chevelle 1964-1972



El Camino Monte Carlo



961065
1964-65
Chevelle
Non-Air
Kit Shown

See Our Website For
All Application Photos



SYSTEM NOTES:

1. Some installations may require additional engine pulleys not included with kits. You must provide pulleys, V-belts, heater hose, and refrigerant. page 78 for Chevy pulleys.
2. SureFit systems may interfere with some OEM radios or in-dash speakers.



Our exclusive "Electronic Cable Converters" are included in the 1964-67 kits to adapt your OEM factory original control panel to the SureFit system.

SureFit™ System Features:

- All SureFit system features detailed on page 8
- Uses your OEM factory controls with our Electronic Cable Converters on 1964-67
- All new electronic control panel included on 1968-72
- Flat steel firewall cover panel
- Replacement molded glove box (reduced capacity)

Installation
instructions
available on
our website



Our complete OEM look replacement control panel is included in 1968-72 Chevelle SureFit kits.

Complete Kits - SureFit Gen IV 3

- 964464** 1964-65 Chevelle Complete Kit (factory air)
- 961065** 1964-65 Chevelle Complete Kit (non-factory air)
- 964465** 1966-67 Chevelle Complete Kit (factory air)
- 961066** 1966-67 Chevelle Complete Kit (non-factory air)
- 964471** 1968-69 Chevelle Complete Kit (factory air)
- 961068** 1968-69 Chevelle Complete Kit (non-factory air)
- 965071** 1970-72 Chevelle Complete Kit (factory air)
- 961071** 1970-72 Chevelle Complete Kit (non-factory air)
- 965081** 1970-72 Monte Carlo Complete Kit (factory air)
- 961081** 1970-72 Monte Carlo Complete Kit (non-factory air)

Optional Components 2

Astro Vent Ball Louvers

493062 1966-67 reproduction OEM Astro outer vents (pair)

Upgrade Astro Vent Ball Louvers

These machined aluminum ball louvers fit into your stock bezels or our replacement chrome bezels. Clear or black anodized finish.

Astro Louver Balls (each)

499239 Penta Astro Vent Louver Machined (left)

499240 Penta Astro Vent Louver Black

499236 Trident Astro Vent Louver Machined (center)


499237 Trident Astro Vent Louver Black

499233 Planar Astro Vent Louver Machined (right)

499234 Planar Astro Vent Louver Black

Firewall Blockoff Plate

627902 Non-air stamped firewall blockoff plate. '67-'69 Camaro, '64-'72 Chevelle & '68-'74 Nova.



See Page 87 For Our Monster Brushless Electric Fan Kits

2 **WARNING:** This product can expose you to chemicals including Chromium (hexavalent compounds), which is known to the state of California to cause cancer and birth defects or other reproductive harm. For more information, go to www.P65Warnings.ca.gov

3 **WARNING:** This product can expose you to chemicals including lead, which is known to the state of California to cause cancer and birth defects or other reproductive harm. For more information, go to www.P65Warnings.ca.gov



SUREFIT SYSTEMS

Chevy II & Nova 1962-1974



See Our Website For All Application Photos

961166
1966-67
Non-Air
Kit Shown



SYSTEM NOTES:

1. Some installations may require additional engine pulleys not included with kits. You must provide pulleys, V-belts, heater hose and refrigerant. page 78 for Chevy pulleys.
2. We recommend using our heavy duty fan blade and **32069-VCF** (1966-67 Nova) shroud.
3. SureFit systems may interfere with some OEM radios or in-dash speakers.



1964-74 kits include our exclusive, Electronic Cable Converters™ to adapt YOUR OEM control panel. The panel is not included.

SureFit™ System Features:

- All SureFit system features detailed on page 8
- All new electronic control panel with 3 OEM style fluted aluminum knobs included on 1962-65 kits
- Uses your 1966-74 OEM factory controls with our Electronic Cable Converters
- Flat steel firewall cover panel
- Replacement molded glove box (reduced capacity)

Installation instructions available on our website

Optional Components 2

Replacement Electronic Panel

473046 1969-74 Nova Vintage Air replacement electronic control panel

ProLine Panel Adapter Plate

473045 1969-74 Nova adapter panel to mount Vintage Air ProLine 3-knob controls

ProLine Billet Control Panels

473271 1966-67 Nova replacement Machined finish electronic control panel

473272 1966-67 Nova replacement black anodized finish electronic control panel

Firewall Blockoff Plate

627902 Non-air stamped steel firewall blockoff plate ('68-'74 Nova)



Complete Kits - SureFit Gen IV 3

- 961164** 1962-65 Nova Complete Kit
- 961166** 1966-67 Nova Complete Kit
- 965069** 1968 Nova Complete Kit (factory air)
- 961069** 1968 Nova Complete Kit (non-factory air)
- 965072** 1969-72 Nova Complete Kit (factory air)
- 961072** 1969-72 Nova Complete Kit (non-factory air)
- 965077** 1973-74 Nova Complete Kit (factory air)
- 961077** 1973-74 Nova Complete Kit (non-factory air)



This 1965 Chevy II dash shows the under dash louver pod which can be painted to match dash. Also shown are the OEM design fluted aluminum control knobs included with the '64-'65 kit.

See Page 86 For Our Monster Brushless Electric Fan Kits

Chevy Impala 1959-1966



See Our Website For All Application Photos

961062
1961-62
Non-Air
Kit Shown



SYSTEM NOTES:

1. Some installations may require additional engine pulleys not included with kits. You must provide pulleys, V-belts, heater hose and refrigerant. page 78 for Chevy pulleys.
2. We recommend using our heavy duty fan blade and a fan shroud.
3. SureFit systems may interfere with some OEM radios or in-dash speakers.



'59-64 kits use YOUR OEM control panel with our Electronic Cable Converters to replace the cables.



1965-66 Impala electronic replacement control panel fits into your OEM factory cast bezel

SureFit™ System Features:

- All SureFit system features detailed on page 8
- Uses your 1959-64 OEM factory controls with our Electronic Cable Converters (2-lever kits include a 3-knob under dash control)
- 1965-66 kits include an all new electronic control panel
- Flat steel firewall cover panel
- Replacement molded glove box (reduced capacity)

Complete Kits - SureFit Gen IV 3

- 961055** 1959-60 Impala Complete Kit (2-lever controls)
- 961056** 1959-60 Impala Complete Kit (4-lever controls)
- 964062** 1961-62 Impala Complete Kit (factory air)
- 961062** 1961-62 Impala Complete Kit (non-factory air)
- 964063** 1963 Impala Complete Kit (factory air)
- 961063** 1963 Impala Complete Kit (non-factory air)
- 964064** 1964 Impala Complete Kit (factory air)
- 961064** 1964 Impala Complete Kit (non-factory air)
- 964054** 1965-66 Impala Complete Kit (factory air)
- 961054** 1965-66 Impala Complete Kit (non-factory air)

Installation instructions available on our website

See Page 87 For Our Monster Brushless Electric Fan Kits

2 **WARNING:** This product can expose you to chemicals including Chromium (hexavalent compounds), which is known to the state of California to cause cancer and birth defects or other reproductive harm. For more information, go to www.P65Warnings.ca.gov

3 **WARNING:** This product can expose you to chemicals including lead, which is known to the state of California to cause cancer and birth defects or other reproductive harm. For more information, go to www.P65Warnings.ca.gov



1959 Impala (top), 1961-62 (center), and 1963 (bottom) with included under-dash lower pods. SureFit installations in factory air equipped Impalas use the original in-dash A/C louvers.



SUREFIT SYSTEMS

GM G-Body 1982-1988



Monte Carlo
Cutlass,
El Camino
Buick GN



961083 1982-88
Monte Carlo Factory Air
Kit Shown

See Our Website For
All Application Photos



SYSTEM NOTES:

1. Some installations may require additional engine pulleys not included with kits. You must provide pulleys, V-belts, heater hose and refrigerant. page 78 for Chevy pulleys.
2. We recommend using our heavy-duty fan blade and a fan shroud.
3. SureFit systems may interfere with some OEM radios or in-dash speakers.



All new electronic control panel included with each of these applications

SureFit™ System Features:

- All SureFit system features detailed on page 8
- All kits include an all new electronic control panel
- Stamped steel firewall cover panel
- Steel firewall water drip tray
- Replacement molded glove box (reduced capacity)

TECH TIP: Engine Swaps



We offer many engine accessory mounting bracket options to complete your favorite engine swaps. From steel brackets and adapters for traditional small & big block Chevy installations (see pages 60-65) to our proven Front Runner all-inclusive, serpentine systems (see page 52-56) for small and big block Chevy and GM/LS engines. Call our tech team to discuss your best options.

Complete Kits - SureFit Gen IV 3

965085 1982-88 Buick Grand National Complete Kit (factory air)

Complete Kits - SureFit Gen 5 3

964332 1982-88 Monte Carlo/El Camino Complete Kit (factory air)

964439 1982-88 Olds Cutlass Complete Kit (factory air)

Installation instructions available on our website

2 **WARNING:** This product can expose you to chemicals including Chromium (hexavalent compounds), which is known to the state of California to cause cancer and birth defects or other reproductive harm. For more information, go to www.P65Warnings.ca.gov

3 **WARNING:** This product can expose you to chemicals including lead, which is known to the state of California to cause cancer and birth defects or other reproductive harm. For more information, go to www.P65Warnings.ca.gov

Firebird 1967-1992



See Our Website For All Application Photos

964468
1969
Factory-Air
Kit Shown



SYSTEM NOTES:
1. Some installations may require additional engine pulleys not included with kits. You must provide engine pulleys, V-belts, heater hose, and refrigerant.
2. SureFit systems may interfere with some OEM radios or in-dash speakers.

67-'68 & '69 non-air applications use our patented Electronic Cable Converters™ to adapt your stock control cables and convert YOUR OEM control panel to fully electronic technology.
Optional new '67-'68 replacement controls featured below.

SureFit™ System Features:

- All SureFit system features detailed on page 8
- 1967-69 kits use your OEM factory control panel with our Electronic Cable Converters™
- 1970-92 kits include an all new electronic control panel
- Flat steel firewall cover panel
- Replacement molded glove box (reduced capacity)

Installation instructions available on our website



All new electronic control panel included with 1970-81 Firebird applications



All new electronic control panel included with 1982-92 Firebird applications

Complete Kits - SureFit Gen IV 3

- 964190** 1967-68 Firebird Complete Kit (factory air)
- 961190** 1967-68 Firebird Complete Kit (non-factory air)
- 964468** 1969 Firebird Complete Kit (factory air)
- 961168** 1969 Firebird Complete Kit (non-factory air)
- 964080** 1970-81 Firebird Complete Kit (factory air)
- 961080** 1970-81 Firebird Complete Kit (non-factory air)

Complete Kits - SureFit Gen 5 Super 3

- 965708** 1982-87 Firebird Complete Kit (factory air)
- 965709** 1988-92 Firebird Complete Kit (factory air)

Optional Components 2

473047 1967-68 Replacement electronic control panel kit.



1970-81 Firebird OEM Look In-Dash Louver Kit

Complete kit includes two aluminum factory style louvers, hose adapters and cutting template for non-air cars.

- 623241** Louver kit with chrome bezel
- 623242** Louver kit with black anodized bezel



Pontiac Crankshaft Pulleys for Air Conditioning Belt

See page 78 for details and applications



1970-81 Firebird factory-air dash with new Vintage Air controls.



SUREFIT SYSTEMS

Pontiac GTO 1964-1972



Tempest LeMans V8



961067
1964-67
Non-Air
Kit Shown

See Our Website For
All Application Photos

SYSTEM NOTES:

1. Some installations may require additional engine pulleys not included with kits. You must provide pulleys, V-belts, heater hose, and refrigerant.
2. SureFit systems may interfere with some OEM radios or in-dash speakers.



1968 GTO system includes this all-new replacement electronic control panel.



1969-72 GTO system includes this all-new replacement electronic control panel.



SureFit™ System Features:

- All SureFit system features detailed on page 8
- 1964-67 kits use your OEM factory control panel with our Electronic Cable Converters™
- 1968-72 kits include an all new electronic control panel
- Flat steel firewall cover panel
- Replacement molded glove box (reduced capacity)

Installation instructions
available on our website

Complete Kits - SureFit Gen IV 3

- 964467** 1964-67 GTO Complete Kit (factory air)
- 961067** 1964-67 GTO Complete Kit (non-factory air)
- 964482** 1968 GTO Evaporator Kit (factory air)
- 961082** 1968 GTO Complete Kit (non-factory air)
- 964483** 1969 GTO Complete Kit (factory air)
- 961083** 1969 GTO Complete Kit (non-factory air)
- 964484** 1970-72 GTO Complete Kit (factory air)
- 961084** 1970-72 GTO Complete Kit (non-factory air)



1964 GTO non-factory air dash with underdash lower pod.



1972 GTO factory air dash shows Vintage Air OEM look controls and the system uses the factory air conditioning vents.

1 **WARNING:** This product can expose you to chemicals including Styrene, which is known to the state of California to cause cancer. For more information, go to www.P65Warnings.ca.gov

3 **WARNING:** This product can expose you to chemicals including lead, which is known to the state of California to cause cancer and birth defects or other reproductive harm. For more information, go to www.P65Warnings.ca.gov

Mustang 1964 1/2 -1970



**1964-65
Falcon
Ranchero
1967-68
Cougar**



See Our Website For All Application Photos



951965
1964 1/2 -66
Deluxe Kit
Shown

SYSTEM NOTES:

1. Some installations may require additional engine pulleys not included with kits. You must provide pulleys, V-belts, heater hose, and refrigerant. See page 78 for Ford pulleys.
2. We recommend using our heavy-duty fan blade and shroud.
3. SureFit systems may interfere with some OEM radios or in-dash speakers.

- 32064-VFF 1** 1964 1/2-66 Mustang 6 cyl. Fan Shroud
- 32065-VFF 1** 1964 1/2-66 Mustang V8 Fan Shroud
- 32067-VF 1** 1967-68 Mustang Fan Shroud



1964-1/2 - 70 kits include our exclusive Electronic Cable Converters™ to adapt your car's original control panel.

Gen IV SureFit™ System Features:

- All SureFit system features detailed on page 8
- Uses your OEM factory control panel with our Electronic Cable Converters on 1964-66
- Reproduction control panels available for 1967-68 Mustang
- Flat steel firewall cover panel
- Replacement molded glove box (reduced capacity)

Complete Kits - SureFit Gen IV 3

- 954168** 1967-68 Mustang Complete Kit (factory air)
- 951168** 1967-68 Mustang Complete Kit (non-factory air)
- 954170** 1969-70 Mustang Complete Kit (factory air)
- 951170** 1969-70 Mustang Complete Kit (non-factory air)
- 951171** 1967-68 Cougar Complete Kit (factory air)
- 951169** 1967-68 Cougar Complete Kit (non-factory air)
- 954150** 1964-65 Falcon/Ranchero Complete Kit

Complete Kits - SureFit Gen 5 Super 3

- 951964** 1964 1/2-66 Mustang Complete Kit Standard controls conversion
- 951965** 1964 1/2-66 Mustang Complete Kit **New Chrome Deluxe** controls

Optional Components

Reproduction Control Panels & Louver Kits

1967 & 1968 Mustang Control Panel & Louver Set

- 492057** - 1967 Mustang, pair
- 492058** - 1968 Mustang, pair (Shown with passenger side louver)



1967 Mustang Controls shown

1965 - 1966 Mustang Deluxe Control

- 473101** - 1965-66 Mustang - Chrome
- 473103** - 1965-66 Mustang - Black



1965-66 Mustang Deluxe Controls

1967 & 1968 Mustang

- Center Louver** (Factory A/C Cars)
- 492095** - Louver assembly (factory A/C replacement)
- 492096** - Louver assembly with hose adapter - (shown)



1965-66 Mustang Deluxe Controls Black

Installation instructions available on our website



SUREFIT SYSTEMS


Thunderbird 1955-1957



NEW!



SureFit systems require a 12-volt electrical system!



SEMA Best New Product Award
Three Global Media Awards



NOTE: See pages 68-73 for other engine-swap bracket sets.

Heritage System Features:

- Control switches mounted in the under dash unit
- OEM style engine-turned aluminum face plate
- Multi-speed blower fan speed adjustment
- Mounts under the dash
- All refrigerant lines, drier and fittings
- Compressor mounting brackets for Ford Y-Block engines
- Optional engine brackets are available for other engines

Complete Kits - OEM Style Heritage Kit ³

951173 1955 - 57 Thunderbird Complete Kit (Cool Only)
Kit allows retaining factory heater/defroster unit.

Installation instructions available on our website



This system mounts under the dash to simulate the look of Ford dealer installed systems of the period. The unit includes our award-winning Heritage package which measures a trim 16.25" wide and just 5.25" tall.

Before Calling With A Question On Your Existing Order:

1. Have your order number from the packing list or order receipt on hand.
2. If you have received your package, have the specific part number of the component you are inquiring about (from packing list included in the box.)

Olds Cutlass & 442 1968-1972



964171 1970-72
Factory-Air Kit Shown

See Our Website For
All Application Photos



SYSTEM NOTES:

1. Some installations may require additional engine pulleys not included with kits. You must provide pulleys, V-belts, heater hose, and refrigerant.
2. SureFit systems may interfere with some OEM radios or in-dash speakers.
3. 1968 442 with cowl induction hood will require use of our rear exit compressor. See page 66.



Replacement control panel is included in 1968-69 Cutlass SureFit kits.



Replacement control panel is included in 1970-72 Cutlass SureFit kits.

SureFit™ System Features:

- All SureFit system features detailed on page 8
- All kits include an all new electronic control panel
- Flat steel firewall cover panel
- Replacement molded glove box (reduced capacity)

Complete Kits - SureFit Gen IV 3

- 961061** 1968 Cutlass Complete Kit (non-factory air)
- 964069** 1968-69 Cutlass Complete Kit (factory air)
- 961074** 1969 Cutlass Complete Kit (non-factory air)
- 964171** 1970-72 Cutlass Complete Kit (factory air)
- 961076** 1970-72 Cutlass Complete Kit (non-factory air)

Installation instructions
available on our website



Cutlass factory-air dash with Vintage Air OEM look control panel. SureFit installations in factory-air equipped cars use the original in-dash A/C louvers)

3 **WARNING:** This product can expose you to chemicals including lead, which is known to the state of California to cause cancer and birth defects or other reproductive harm. For more information, go to www.P65Warnings.ca.gov



SUREFIT SYSTEMS

Dodge 1966-1970



Super Bee Charger Coronet



See Our Website For
All Application Photos

971063
1968
Factory-Air
Kit Shown



SYSTEM NOTES:

1. Some installations may require additional engine pulleys not included with kits. See page 78 for Mopar pulleys. You must provide V-belts, heater hose, and refrigerant.
2. SureFit systems may interfere with some OEM radios or in-dash speakers.

SureFit™ System Features:

- All SureFit system features detailed on page 8
- All kits include an all new electronic control panel
- Flat steel firewall cover panel
- Replacement molded glove box (reduced capacity)



Replacement control panel is included in 1968-70 B-Body SureFit kits.

Complete Kits - SureFit Gen IV 3

- 971067** 1966-67 Coronet/Charger Complete Kit (factory air)
- 971066** 1966-67 Coronet/Charger Complete Kit (non-factory air)
- 971063** 1968 Coronet/Super Bee/Charger Complete Kit (factory air)
- 971062** 1968 Coronet/Super Bee/Charger Complete Kit (non-factory air)
- 971065** 1969-70 Coronet/Super Bee/Charger Complete Kit (factory air)
- 971064** 1969-70 Coronet/Super Bee/Charger Complete Kit (non-factory air)

Installation instructions
available on our website

Before Calling With A Question On Your Order:

1. Have your order number from the packing list or order receipt on hand.
2. If you have received your package, have the specific part number of the component you are inquiring about (from packing list included in the box.)

Plymouth 1966-1970



Roadrunner GTX Satellite Belvedere



See Our Website For All Application Photos

971062
1968
Non-Air
Kit Shown



SYSTEM NOTES:
1. Some installations may require additional engine pulleys not included with kits. See page 78 for Mopar pulleys. You must provide V-belts, heater hose, and refrigerant.
2. SureFit systems may interfere with some OEM radios or in-dash speakers.



Replacement control panel is included in 1966-67 Belvedere, Satellite and GTX SureFit kits.

SureFit™ System Features:

- All SureFit system features detailed on page 8
- All kits include an all new electronic control panel
- Flat steel firewall cover panel
- Replacement molded glove box (reduced capacity)

Complete Kits - SureFit Gen IV 3

971061 1966-67 Belvedere/Satellite/GTX Complete Kit (factory air)
971060 1966-67 Belvedere/Satellite/GTX Complete Kit (non-factory air)
971063 1968 Road Runner/Satellite/GTX Complete Kit (factory air)
971062 1968 Road Runner/Satellite/GTX Complete Kit (non-factory air)
971065 1969 Road Runner/1969-70 Satellite/GTX Complete Kit (factory air)
971064 1969 Road Runner/1969-70 Satellite/GTX Complete Kit (non-factory air)
971069 1970 Road Runner Complete Kit (factory air)
971068 1970 Road Runner Complete Kit (non-factory air)

Installation instructions available on our website

3 **WARNING:** This product can expose you to chemicals including lead, which is known to the state of California to cause cancer and birth defects or other reproductive harm. For more information, go to www.P65Warnings.ca.gov



SUREFIT SYSTEMS

Plymouth Barracuda 1970-1974



Dodge Challenger



See Our Website For All Application Photos

971074-EDU
1970-74
Non-Air Kit Shown
With Control Panel
Conversion Kit



SYSTEM NOTES:
1. Some installations may require additional engine pulleys not included with kits. See page 78 for Mopar pulleys. You must provide V-belts, heater hose, and refrigerant.
2. SureFit systems may interfere with some OEM radios or in-dash speakers.



Standard dash replacement control panel is included in 1970-74 Barracuda and Challenger SureFit kits. See listings at left.



Rallye gauge option replacement control panel is included in 1970-74 Barracuda and Challengers SureFit kits. See listings at left.

SureFit™ System Features:

- All SureFit system features detailed on page 8
- All kits include an all new electronic control panel
- Flat steel firewall cover panel
- Replacement molded glove box (reduced capacity)

Complete Kits - SureFit Gen IV 3
974074-EDU 1970-74 Barracuda/Cuda/Challenger Complete Kit (factory air car, standard gauges)
974073-EDU 1970-74 Barracuda/Cuda/Challenger Complete Kit (factory air car, Rallye gauges)
971074-EDU 1970-74 Barracuda/Cuda/Challenger Complete Kit (non-factory air)

Installation instructions available on our website



Non-factory air Challenger dash with standard gauge package shown.

Chevy Truck 1947-1955* First Series



And GMC
1947-1953

941852 1947-49 Non-Air Kit Shown

See Our Website For
All Application Photos



SYSTEM NOTES:

1. These kits fit Series I early season 1955 "Advanced Design" Chevy Trucks. Chevrolet ended the Advanced Design" model trucks in mid-1955.
2. We recommend using our heavy-duty fan blade and a fan shroud. **32042-VFF** - 1947-54 Chevy Truck Fan Shroud (V8)
3. SureFit systems may interfere with some OEM radios or in-dash speakers.
4. Some installations may require additional engine pulleys not included with kits. You must provide pulleys, V-belts, heater hose, and refrigerant. See page 78 for Chevy pulleys.

SureFit™ System Features:

- All SureFit system features detailed on page 8
- All kits include a 3-knob under dash louver/control panel
- Flat steel firewall cover panel
- Replacement molded glove box (reduced capacity)



1948-55 Chevy truck dash with SureFit kit.



Vintage Air SureFit system evaporators install completely inside the cab for a clean, original looking engine compartment. Firewall plate mounts to original holes.

NOTE: Deluxe 6 Cylinder bracket part number **142401** shown page 63 (includes new double groove harmonic balancer) 1955-62 original engines only.

Complete Kits - SureFit Gen IV 3

- 941852** 1947-49 Chevy Complete Kit V8 Swap
- 941855** 1947-49 Chevy Complete Kit with Standard 6-Cyl Bracket
- 941858** 1947-49 Chevy Complete Kit with **Deluxe** 6-Cyl Bracket*
- 941853** 1950-53 Chevy Complete Kit V8 Swap
- 941856** 1950-53 Chevy Complete Kit with Standard 6-Cyl Bracket
- 941859** 1950-53 Chevy Complete Kit with **Deluxe** 6-Cyl Bracket*
- 941854** 1954-55 Chevy Complete Kit V8 Swap
- 941857** 1954-55 Chevy Complete Kit with Standard 6-Cyl Bracket
- 941860** 1954-55 Chevy Complete Kit with **Deluxe** 6-Cyl Bracket*

1 **WARNING:** This product can expose you to chemicals including Styrene, which is known to the state of California to cause cancer. For more information, go to www.P65Warnings.ca.gov

3 **WARNING:** This product can expose you to chemicals including lead, which is known to the state of California to cause cancer and birth defects or other reproductive harm. For more information, go to www.P65Warnings.ca.gov

Installation instructions available on our website



SUREFIT SYSTEMS

Chevy Truck 1955 *- 1959



941156 1955-57 Non-Air Kit with Deluxe Controls Shown

See Our Website For All Application Photos



SYSTEM NOTES:

- *These kits fit later-season 1955 "New Design" Chevy Trucks through 1959 models. Chevrolet ended the "Advanced Design" model trucks in mid-1955.
- We recommend using our heavy-duty fan blade and a fan shroud. **32055-VFF** - 1955-59 Chevy Truck Fan Shroud (V8)
- SureFit systems may interfere with some OEM radios or in-dash speakers.
- Some installations may require additional engine pulleys not included with kits. You must provide pulleys, V-belts, heater hose, and refrigerant. See Page 78 for for Chevy pulleys.
- OEM glove box door travel will be limited to 90 degrees.

SureFit™ System Features:

- All SureFit system features detailed on page 8
- Deluxe Kit includes new ProLine 3-lever panel
- Standard Kit includes 3-knob rotary controls
- Flat steel firewall cover panel
- Replacement molded glove box (reduced capacity)



941156 and **941158** kits include this Vintage Air Deluxe electronic control panel

For control upgrade on standard trucks order number **473261**

Complete Kits - SureFit Gen IV 3

- 941155** 1955-57 Chevy Complete Kit with Standard Controls
- 941156** 1955-57 Chevy Complete Kit with **Deluxe** Controls
- 941157** 1958-59 Chevy Complete Kit with Standard Controls
- 941158** 1958-59 Chevy Complete Kit with **Deluxe** Controls

Installation instructions available on our website



1955-59 Chevy Truck dash with SureFit kit and deluxe replacement control panel

Optional Components 2

492059 2 - Billet louver bezel contoured for '55-'59 Chevy Truck dash. Fits most standard round louvers and ProLine round louvers with up to 2.73" diameter bezel size (shown at right).



1955-59 Chevy Truck dash with SureFit kit and standard rotary replacement control panel

Before Calling With A Question On Your Existing Order:

1. Have your order number from the packing list or order receipt on hand.
2. If you have received your package, have the specific part number of the component you are inquiring about (from packing list included in the box.)

Chevy Truck 1960-1966



941164 - 1964-66 Non-Air Kit Shown

See Our Website For All Application Photos



SYSTEM NOTES:
 1. The supplied firewall fill-plate is designed for non-air trucks. OEM air equipped trucks will require a larger cover plate (not currently available).
 2. Some installations may require additional engine pulleys not included with kits. You must provide pulleys, V-belts, heater hose, and refrigerant. See Page 78 for Chevy pulleys.
 3. SureFit systems may interfere with some OEM radios or in-dash speakers.



New Control Panel Included With '60-'63 Kit



1964-66 Chevy dash shown with rotary controls

Installation instructions available on our website

SureFit™ System Features:

- All SureFit system features detailed on page 8
- New in-dash control panel included (1960-63)
- Uses your OEM factory controls with our Electronic Cable Converters™ for OEM **Deluxe control panel** or rotary controls to replace OEM rotary switches (1964-66)
- Flat steel firewall cover panel
- Replacement molded glove box (reduced capacity)

Complete Kits - SureFit Gen IV 3 (For non-factory air trucks)	
941160	1960-63 Chevy Truck Complete Kit
941164	1964-66 Chevy Truck Complete Kit w/OEM Deluxe Controls
941165	1964-66 Chevy Truck Complete Kit w/Rotary Controls

Optional Components 3

Billet Control Panels For 1964-66 Chevy Trucks

473275 Chrome bezel, billet replacement control panel.

473276 Black anodized bezel, billet replacement control panel.



- 2** **WARNING:** This product can expose you to chemicals including Chromium (hexavalent compounds), which is known to the state of California to cause cancer and birth defects or other reproductive harm. For more information, go to www.P65Warnings.ca.gov
- 3** **WARNING:** This product can expose you to chemicals including lead, which is known to the state of California to cause cancer and birth defects or other reproductive harm. For more information, go to www.P65Warnings.ca.gov



SUREFIT SYSTEMS

Chevy Truck 1967-1972



And GMC



See Our Website For All Application Photos



945606
1967-72
Factory-Air
Kit Shown

SYSTEM NOTES:

1. Some installations may require additional engine pulleys not included with kits. You must provide pulleys, V-belts, heater hose, and refrigerant. See Page 78 for Chevy pulleys.
2. SureFit systems may interfere with some OEM radios or in-dash speakers.



Optional Components 2

Reproduction Panels

49767-LCE 67-72 control panel for factory-air trucks.

49766-LCI 67-72 heater control panel for non-factory air trucks.



ProLine Billet Control Panels

Works with factory Air and non air dash opening

473080 67-72 Machined bezel billet control panel

473081 67-72 black anodized bezel billet control panel



49770-LCI Center louver (Included with non-air kits).



498827 OEM style A/C louver kit (Includes **all** items listed below)

49775-LCI Driver side OEM style A/C louver housing only with felt

49776-LCI Passenger side OEM style A/C louver housing only with felt

49769-LCI Replacement louver ball only

495561 Chevy louver ball retainer 2.5" hose adapter

495560 Chevy louver ball retainer



498827 Kit is a complete pair as shown



SureFit™ System Features:

- All SureFit system features detailed on page 8
- Factory A/C kit includes a new replacement control panel which requires a factory air control bezel
- Non-A/C kit uses your OEM factory control panel with our Electronic Cable Converters™
- Includes a flat steel firewall cover panel
- Replacement molded glove box (reduced capacity)

Complete Kits - SureFit Gen 5 Super 3

945606 1967-72 Chevy Truck Complete Kit (factory air truck)

941606 1967-72 Chevy Truck Complete Kit (non-factory air)

Installation instructions available on our website

Optional Components 2

Upgrade Astro Vent Ball Louvers

These machined aluminum ball louvers fit into your stock bezels or our replacement chrome bezels. Clear or black anodized finish.

NEW!



Chevy Truck 1973-1994



And GMC



See Our Website For All Application Photos



945737- 1988-89
Factory-Air Kit Shown



SYSTEM NOTES:

1. Some installations may require additional engine pulleys not included with kits. You must provide pulleys, V-belts, heater hose and refrigerant. See Page 78 for Chevy pulleys.
2. SureFit systems may interfere with some OEM radios or in-dash speakers.

SureFit™ System Features:

- All SureFit system features detailed on page 8
- All kits include a replacement control panel
- Flat steel firewall cover panel
- Replacement molded glove box (reduced capacity)

Complete Kits - SureFit Gen 5 Super 3	
945619	1973-80 Chevy Truck Complete Kit (factory air)
941619	1973-80 Chevy Truck Complete Kit (non-factory air)
945621	1981-87 Chevy Truck Complete Kit (factory air)
941621	1981-87 Chevy Truck Complete Kit (non-factory air)
945737	1988-89 Chevy Truck Complete Kit (factory air)
945738	1990-94 Chevy Truck Complete Kit (factory air)



New Vintage Air replacement control panel included with 1973-87 Chevy/GMC Truck SureFit systems.



New Vintage Air replacement control panel included with 1988-94 OBS Chevy/GMC Truck SureFit systems.

See Page 87 For Our Monster Brushless Electric Fan Kits

Installation instructions available on our website

- 2 **WARNING:** This product can expose you to chemicals including Chromium (hexavalent compounds), which is known to the state of California to cause cancer and birth defects or other reproductive harm. For more information, go to www.P65Warnings.ca.gov
- 3 **WARNING:** This product can expose you to chemicals including lead, which is known to the state of California to cause cancer and birth defects or other reproductive harm. For more information, go to www.P65Warnings.ca.gov



SUREFIT SYSTEMS

Ford Truck 1953-1956 **NEW!**



See Our Website For All Application Photos



SureFit™ System Features:

- All SureFit system features detailed on pages 8
- Under dash panel with a 3-lever control panel
- Evaporator mounts behind the dash
- Compatible with upgrade Gen IV & Gen 5 controls
- Firewall cover for refrigerant and heater lines
- Compatible with Ford or Chevy engines
- Reduced diameter barrier A/C hoses
- Replacement steel powder coated glove box (reduced capacity)

Complete Kits - SureFit Gen 5 3

- 941633** 1953-55 F-100 Complete Kit
- 941634** 1956 F-100 Complete Kit

Optional Components 1

63156-LFE Defrost duct (each)
For both sides order two.



SYSTEM NOTES:

1. Some installations may require additional engine pulleys not included with kits. You must provide pulleys, V-belts, heater hose, and refrigerant. See Page 78 for engine pulleys.
2. SureFit systems may interfere with some OEM radios or in-dash speakers.



941633
1953-55
Kit Shown



Under dash panel with control panel and louvers

Installation instructions available on our website

Do you have a 1957 to 1960 F100?

Turn to page 36 to learn how to order a complete "Builder's System" from the right evaporator to all the under hood components.

Ford Trucks 1961-1966



See Our Website For All Application Photos



SYSTEM NOTES:
 1. Some of the installations may require additional engine pulleys not included with kits. You must provide pulleys, see Page 78, V-belts, heater hose and refrigerant.
 2. SureFit systems may interfere with some OEM radios or in-dash speakers.

SureFit™ System Features:

- All SureFit system features detailed on pages 8
- All kits include a 3-knob under dash louver/control panel
- Flat steel firewall cover panel
- Replacement molded glove box (reduced capacity)

Complete Kits - SureFit Gen IV ³	
951153	1961-64 F-100 Complete Kit with 6 Cylinder
951150	1961-64 F-100 Complete Kit with V-8
951154	1965 F-100 Complete Kit with 6 Cylinder
951151	1965 F-100 Complete Kit with V-8
951155	1966 F-100 Complete Kit with 6 Cylinder
951152	1966 F-100 Complete Kit with V-8



1961-66 under dash controls and louver pod package

Optional Components ¹

Fan Shrouds

- 370164** Fan shroud for '61-'65 F-100 (V8)
- 370165** Fan shroud for '61-'65 F-100 (6-Cylinder)
- 370167** Fan shroud for '66 F-100 (6-Cylinder)

Does your F100 have a engine swap?
 Turn to page 64 for a complete selection of Ford engine compressor and alternator bracket kits. For Ford Coyote engines see page 58 for our unique Front Runner bracket package.

Installation instructions available on our website

¹ **WARNING:** This product can expose you to chemicals including Styrene, which is known to the state of California to cause cancer. For more information, go to www.P65Warnings.ca.gov

³ **WARNING:** This product can expose you to chemicals including lead, which is known to the state of California to cause cancer and birth defects or other reproductive harm. For more information, go to www.P65Warnings.ca.gov



SUREFIT SYSTEMS

Ford Trucks 1967-1972



See Our Website For All Application Photos

951157
1968-72
Non-Air
Kit Shown



SYSTEM NOTES:
1. Some of the installations may require additional engine pulleys not included with kits. You must provide pulleys (see page 78), V-belts, heater hose and refrigerant.
2. SureFit systems may interfere with some OEM radios or in-dash speakers.



1967 only 3-Knob control panel



1968-72 factory panel with our Electronic Cable Conversion kit

SureFit™ System Features:

- All SureFit system features detailed on page 8
- 3-Knob rotary control panel included with 1967 kits
- Uses your OEM control panel with our Electronic Cable Converters and new factory-look face plate (1968-72)
- Under dash louver panel plenum
- Flat steel firewall cover panel
- Replacement molded glove box (reduced capacity)

Installation instructions available on our website

Complete Kits - Gen IV SureFit 3

951156 1967 F-100 Complete Kit with V-8
951158 1967 F-100 Complete Kit with 6 Cylinder
951157 1968-72 F-100 Complete Kit with V-8
951159 1968-72 Complete Kit with 6 Cylinder

See Page 87 For Our Monster Brushless Electric Fan Kits

Before Calling With A Question On Your Existing Order:

1. Have your order number from the packing list or order receipt on hand.
2. If you have received your package, have the specific part number of the component you are inquiring about (from packing list included in the box.)

3 **WARNING:** This product can expose you to chemicals including lead, which is known to the state of California to cause cancer and birth defects or other reproductive harm. For more information, go to www.P65Warnings.ca.gov

Ford Trucks 1973-1986 *NEW!*



**And 1978-86
Ford Bronco**



SYSTEM NOTES:
 1. Some of the installations may require additional engine pulleys not included with kits. You must provide pulleys (see page 78), V-belts, heater hose and refrigerant.
 2. SureFit systems may interfere with some OEM radios or in-dash speakers.



Vintage Air factory look 1973-86 Replacement control panel



1973-86 factory-look replacement control panel installed

SureFit™ System Features:

- All SureFit system features detailed on page 8
- All new replacement control panel included
- Flat steel firewall cover panel
- Replacement molded glove box '73-'79 (reduced capacity)
- Replacement steel glove box '80-'86 (reduced capacity)

[See Our Website For All Application Photos](#)

Complete Kits - Gen IV SureFit 3

- 954160** 1973-79 F-100 Complete Kit with V-8 (factory air)
- 954161** 1973-79 F-100 Complete Kit with 6 Cylinder (factory air)
- 951160** 1973-79 F-100 Complete Kit with V-8 (non- air)
- 951161** 1973-79 F-100 Complete Kit with 6 Cylinder (non- air)
- 954162** 1978-79 Bronco Complete Kit with V-8 (factory air)
- 951162** 1978-79 Bronco Complete Kit with V-8 (non- air)

Complete Kits - SureFit Gen 5 3

- 954185** 1980-86 F100/Bronco Complete Kit with V-8 (factory air)
- 954186** 1980-86 F100/Bronco Complete Kit with 6cyl (factory air)
- 951185** 1980-86 F100/Bronco Complete Kit with V-8 (non-air)
- 951186** 1980-86 F100/Bronco Complete Kit with 6cyl (non-air)

Installation instructions available on our website





SUREFIT SYSTEMS

Ford Bronco 1966-1977



See Our Website For All Application Photos

941701
1966-77
Kit With
Under Dash
Plenum Shown



SYSTEM NOTES:

1. Some installations may require additional engine pulleys not included with kits. You must provide pulleys (see page 78), V-belts, heater hose, and refrigerant. Ford engine pulleys shown on page 86.
2. Contact your sales rep for specific Bronco chassis/engine combinations.
3. We recommend using our heavy-duty fan blade and shroud
32066-LFF 1 1966-77 Bronco 6 cyl. Fan Shroud
32067-LFF 1 1966-77 Bronco V8 Fan Shroud
4. SureFit systems may interfere with some OEM radios or in-dash speakers.



4-Vent Kit Includes:
Outlet plenum, flex hose for individual louver placement and four individual louvers



Ford Bronco dash with SureFit system full width plenum, controls and Vintage Air louvers, (4-vent kit also available)

SureFit™ System Features:

- All SureFit system features detailed on page 8
- New in-dash rotary controls included
- Evaporator mounts behind the dash
- Under dash louver panel included
- Flat steel firewall cover panel
- Replacement molded glove box (reduced capacity)

Complete Kits - SureFit Gen 5 Super 3

- 941701** Gen 5 1966-77 Bronco Complete Kit
- 941702** Gen 5 1966-77 Bronco 4-Vent Complete Kit

Installation instructions available on our website

Optional Components 2

497005 ProLine Ford style fluted black anodized knob

497006 ProLine Ford style aluminum knob



See Page 87 For Our Monster Brushless Electric Fan Kits

2 **WARNING:** This product can expose you to chemicals including Chromium (hexavalent compounds), which is known to the state of California to cause cancer and birth defects or other reproductive harm. For more information, go to www.P65Warnings.ca.gov

3 **WARNING:** This product can expose you to chemicals including lead, which is known to the state of California to cause cancer and birth defects or other reproductive harm. For more information, go to www.P65Warnings.ca.gov

Landcruiser FJ40 1968-1983 (U.S. Spec)



See Our Website For All Application Photos

941200
1968-83
Non-Air
Kit Shown



SYSTEM NOTES:

1. Retains OEM glove box.
2. Kit is for U.S. spec FJ-40 Land Cruiser May not fit some international models.
3. Requires minimum 50 amp alternator.

Optional Components



471201 3 Knob Control Panel Knob Upgrade

FJ Crankshaft & Water Pump Pulleys 2 For Air Conditioning Belt

732109 Dual groove water pump pulley

732104 Single groove add-on crank pulley

941201 Big Blower Evaporator Unit increases blower volume by over 20%!

SureFit™ System Features:

- All SureFit system features detailed on page 8
- All kits include 3-knob in-dash rotary control switches
- Flat steel firewall cover panel

Complete Kits - SureFit 3

941200 1968-83 FJ-40 Land Cruiser Complete Kit

941201 1968-83 FJ-40 Land Cruiser **Big Blower** Complete Kit

Installation instructions available on our website



Studebaker C Cab Truck 1949-59

CLIMATIZER II™



SYSTEM NOTE: This is a "Custom Fit" design kit. This kit was engineered to fit the 1949-59 C-Cab trucks, but may require some minor modifications to the firewall or under-hood sheet metal. The compressor bracket, crankshaft pulley, and refrigerant lines are designed to fit the original Studebaker engine. You can order the "Evaporator Only" kit if you have a non-stock engine installed.

Custom Fit™ System Features:

- Custom Fit underdash louver pod designed for C Cab dash
- 3- Knob rotary switches fit in-dash "Climatizer" panel
- Temp control switch mounts in under dash pod
- Dehumidified defrost fed by top plenum to windshield
- Engine brackets for OEM Studebaker engine only
- Steel firewall cover panel refrigerant & heater lines

Complete Kit - Custom Fit 3

941001 1949-59 Studebaker C-Cab Complete Kit



BUILDER SERIES CUSTOM CONFIGURED SYSTEMS

If you missed the notes on page 3 index:

If you see the vehicle you are wanting to air condition in the “blue” area of the index, your job is as easy as turning to the make and model-application page and ordering your complete SureFit kit!

If you are wanting to air condition any other type or model of vehicle not listed there, then you are in the right place! Begin here by reviewing the hundreds of evaporator options, control panels, louver choices, compressors & brackets, condensers, and system accessories available.

When Vintage Air was founded back in 1976, all of our air conditioning systems were “Custom Configured”. By designing, manufacturing and assembling a selection of varied components, we created custom systems for each customer’s vehicle needs. These kits were primarily for hot rods such as early model Fords, etc. Today, our all-inclusive SureFit systems are a very popular choice for many mid-century cars and trucks, but there is no limit to what today’s rodders and classic enthusiasts are building. We’ve never wanted to limit the range of vehicles we can air condition, and the range our customer’s favored cars and trucks continues to amaze!

The Builder Series, beginning on page 38, offers everything you’ll need to install a great functioning climate control system. Whether you are simply replacing a non-functional OEM system or starting from scratch, the following pages will walk you through the process. If you need further info or technical advice, we have a full-time tech team just a phone call away.



Step One: The Evaporator

Based on the specifications for your vehicle, you can probably determine which evaporator is best suited to your car. The most important criteria is to select the largest unit that will fit into the space behind your dash. After removing the existing heater or A/C system, carefully measure the space you will mount the evaporator into. Bigger is always better because unlike home A/C systems, entering and exiting your vehicle will rapidly lose most of the interior conditioned air. Plus, your car continually generates heat and the cab will never be as airtight as a modern building. You’ll want to exchange out as much heat as possible in the shortest possible time. Page 38 shows our largest, most powerful Magnum Gen 5 evaporator - always the best choice where it will fit. Gen 5 technology is the most intelligent OEM quality unit we have ever produced.



Where space is more limited, the proven Gen II series Super, Gen II Compac, and Gen II Mini are your next best choices. For more than 20 years these workhorse units have delivered reliable comfort and dehumidified defrosting to literally thousands of satisfied customers worldwide. Read about them starting on page 40.

The chart on the next page will give you the guideline we have learned in over 40 years of advising customers on the best evaporator for a variety of vintage cars and trucks.



Step Two: Control Options

Each of our evaporator units requires model-specific control panels. Each type of unit offers a wide range of choices from basic under-dash knob pods to ProLine upgrade in-dash custom panels. See pages 39 or 42.

BUILDER SERIES CUSTOM CONFIGURED SYSTEMS



Selecting an Evaporator General Guidelines

Vintage Air recommends the following evaporator kits for universal applications.


Evaporators		Gen II MINI	Gen II Compic	Gen II Super	Gen 5 Magnum	See Page
Chevy	28-35 Coupes	■	■			41
	28-35 Sedans		■			41
	36-48 Coupes	■	■			41
	36-48 Sedans		■	■	■	38-41
Ford	28-34 Coupes	■	■			41
	28-34 Sedans		■			41
	35-48 Coupes	■	■			41
	35-48 Sedans			■	■	40-41
Mopar	28-34 Coupes/Sedans	■	■			41
	35-41 Coupes/Sedans		■	■		40-41
	46-52 Coupes/Sedans		■	■	■	38-40
	53 and Up Coupes/Sedans				■	38
Cars after 1948			■	■		38-40
Chevy	28-34 Trucks	■	■			41
	34-46 Trucks	■	■			41
Ford	28-34 Trucks	■	■			41
	35-52 Trucks	■	■			41
	57-60 Trucks				■	38

Note: Universal evaporators are not limited to the specific vehicles listed. These are just recommendations, it's up to the customer to measure or use a Mock-Up unit to make sure the evaporator fits their specific application. For maximum cooling efficiency, we always recommend the largest unit that will fit in the space allowed. The purpose of this chart is to give you an idea as to what evaporator is best suited for any vehicle with similar interior volume size.



Step Three: Louver Options

Starting on page 46, you can select from dozens of louvers, from basic under dash louver pods to dash installed "standard" options and on to ProLine upgrade in-dash options.



Step Four: Compressor & Engine Brackets

We start our basic steel bracket kits on page 60. But don't skip over our pioneering, all-inclusive Front Runner bracket packages on page 52 for the most compact and highest performance mounting systems available. Your bracket choice is dependent on whether your vehicle maintains its original engine or now features a custom engine swap.

Step Five: The Rest Of The Package

You will need to select the proper compressor for your application (page 66-67), a refrigeration line kit, or components to "plumb" the installation (page 68-74), options such as bulk-head plates and driers (page 76), the right condenser (page 82-83), an engine-drive fan set-up or electric fan unit (page 84-87), and most importantly, a safety switch kit (page 75).

Step Six: System Options For Optimum Performance

The last thing is to look over the components and options which will give your installation that professional look and your system the best possible performance. EVERY air conditioning installation should require the complete insulation of the entire cab. No modern climate control system will provide proper function without adequate insulation and door seals.

We also offer alternators in a variety of finishes, hard to find engine drive pulleys, and many decorative switch knobs and bezels to finish your dash design.

Step Seven - Place Your Order

Go to our website to find your closest Authorized Vintage Air distributor from our worldwide listings. Or call us at 800-862-6658 to discuss your particular needs. See page 95 for a handy worksheet to aid you on your order.

Step Eight - If You need Us

Don't hesitate to call one of your local Vintage Air distributors or our in-house technical team members to advise you on any component or installation quest you may have. There are no dumb questions, just experience yet to be gained!



What If I Just Want A Simple, Easy To Install Heat & Air Unit, Or Just A Heater For My Roadster?

We have that covered too! Our SlimLine Series of Systems provides unexpected air volume and cooling capabilities in a very compact under dash package that simply bolts to your dash and incorporates the controls, louvers, and fan in a tight fitting package. See page 43. For a more polished looking unit, see our exclusive Mark IV system and our award-winning Heritage under dash systems on page 44.


For the roadster drivers out there, we offer you our all new award-winning Streamline Heater, designed to look like vintage heaters from the '30s and '40s. Behind-the-dash Gen II heaters are also available on page 45.





BUILDER SERIES MAGNUM EVAPORATOR

Magnum Gen 5 ³



OEM Quality Magnum Gen 5

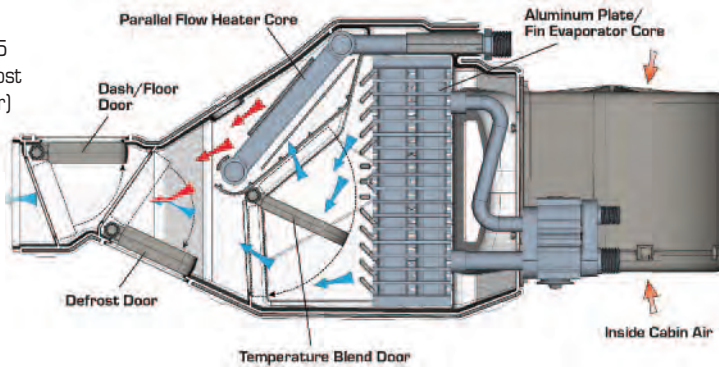
Enjoy true OEM-style bi-level, infinitely adjustable comfort in your classic car. Magnum systems can handle even the largest sedan or wagon.

Controls are ordered separately. See next page. **3-switch Controls Are Required**

675100 Magnum Gen 5 Heat, Cool & Defrost

675200 Magnum Gen 5 Super - Heat, Cool & Defrost (Larger blower fan & motor)

Exclusive Magnum Internal Design Features



Magnum System Features:

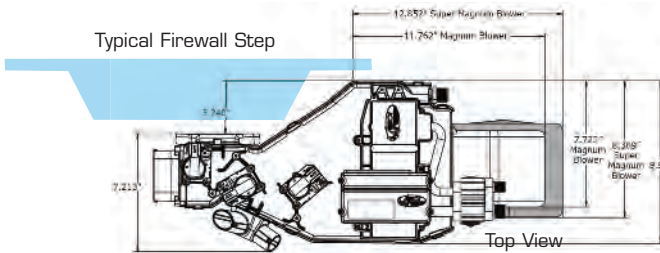
- Fully electronic operation means no cables or vacuum controls
- Microprocessor-controlled coil temperature monitor means no capillary tube to install
- Separate high-capacity heat and cool coils
- Aluminum plate/fin A/C coil, the most efficient evaporator design available
- Parallel flow heater coil
- Servo blend air door for instant temperature adjustment
- Infinite dash/floor air blend
- Infinite defrost/floor air blend with dedicated defrost
- Variable speed blower motor
- Positive shutoff solenoid operated heater control valve in max A/C mode
- Multiple control panel options

Magnum Gen 5 Systems Include:

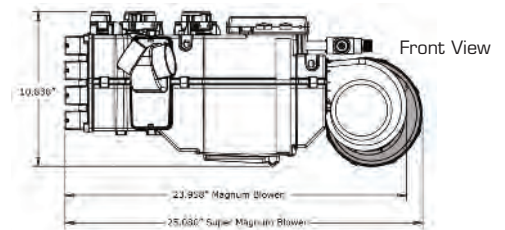
Evaporator unit, mounting brackets, wiring harness, electronic servo heater control valve, duct hoses, drain kit. Defrost kit option includes ducts and hoses.

Under Hood Components:

Compressor, brackets, condenser, hose kit, drier, and optional upgrades are ordered separately from other sections in this catalog.



Note the unique shape of the Gen 5 Magnum allows fitments in vehicles with higher transmission tunnels and stepped firewalls, such as cars of the '50s and later.



Magnum Gen 5 Mock-Up Unit

Mock-Up Unit ²

Actual Gen 5 case with brackets, actuator motors, A/C and heater outlets for precision fitment. Includes standard blower housing and larger "Super" blower housing and hardware.

675150 Magnum & Super Magnum mock-up



See our Magnum being made!

See Page 36, 37 For Details On Selecting Components To Build A System For Your Vehicle!



MAGNUM SYSTEM CONTROLS

ALL Magnum Systems require 3-switch controls.

Base 3-Knob Gen IV & 5 Control Panel 3

Super compact, under dash-mount 3-knob control panel delivers valuable control at your fingertips. Individual switches can be removed from pod and mounted directly into your dash for increased design options and flexibility. 5.25" x 1.25".

492050 Molded under dash with three rotary switches

(Individual rotary switches can be removed from pod and mounted directly into your dash.)

New machined bezel accents available - See page 51



Upgrade 3-Lever Gen Gen IV & 5 ProLine™ Rectangular Panel 3

Machined aluminum slide control panel with polished bezel and knobs, matte finish mylar face. Available all black anodized satin finish. Panels include mylar face for horizontal and vertical configurations, and our exclusive variable soft-white LED illumination.

4.30" x 2.17" x .875" deep. **Includes Mylar face decals for horizontal or vertical mounting!**

491230 Polished bezel and knobs (shown).

491231 All black anodized face and knobs.



Upgrade 3-Knob ProLine™ Gen IV & 5 ProLine™ Oval Panels 3

Machined aluminum rotary control panel features a polished face and knobs with engraved icons. Also available in black anodized satin finish. Panels include our exclusive soft-white LED lighting in each knob. Panels measure 4.125" x 1.25" x 1.25 deep.

491210-RUA Horizontal polished face and knobs.

491223-RUA Horizontal anodized face and knobs.

491214-RVA Vertical polished face and knobs.

491226-RVA Vertical anodized face and knobs.



Photos Not To Scale
Always Check Dimensions in listing

Aluminum knobs are LED back-lit! Looks cool!

Upgrade 3-Knob Gen IV & 5 ProLine™ Ellipse Panel 3

This aluminum "Ellipse" panel design for Gen IV & 5 systems is slightly smaller than the Gen II version and allows easy positioning in most dash boards or consoles. Available in polished aluminum or black anodized finish. **Soft LED lighting through center knob plus a blue compressor engagement light.**

Just 3.5" wide x 1.5" tall.

491240 Polished finish.

491241 Black anodized Finish.



Aluminum knobs are LED back-lit! Looks cool!

Gen 5 Retrofit Control Panels

If you are upgrading your a/c system from Gen II to Gen IV or 5, these panels will cover the dash-cut required by the old 4-knob oval panel. A Great, simple solution!

NOTE: Requires replacing your Gen II evaporator unit to a new Gen 5 evaporator unit.

Retrofit Your Gen II Panel To GEN IV or 5 - 3-Knob ProLine™ Oval Panels 3

Machined aluminum rotary control panel features a polished face and knobs with engraved icons. Also available in black anodized satin finish. Panels include our exclusive soft-white LED lighting in each knob. Panels measure 5.318" wide x 1" tall x 1.25 deep.

491248 Polished finish.

491252 Black anodized Finish.

NEW!



All controls installation instructions available on our website

3 **WARNING:** This product can expose you to chemicals including lead, which is known to the state of California to cause cancer and birth defects or other reproductive harm. For more information, go to www.P65Warnings.ca.gov

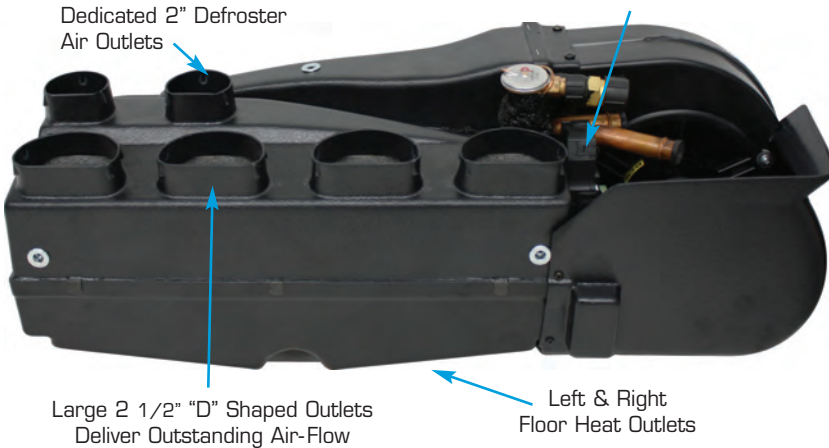


BUILDER SERIES GEN II EVAPORATOR

Gen II Super

4-switch Controls Are Required

Fully Electronic Servo Stepper Motors for Precise Air-Flow Control



Gen II System Features:

- High torque gear-drive servo motors control all airflow doors for increased travel, greater airflow, superior door sealing, and immediate response to control input
- No reliance on engine vacuum important with high performance engines
- Our own engineered heating/cooling coils increase cooling capacity and heating capacity over other conventional designs
- CAD designed and virtual modeled evaporator case design allows significant airflow volume increases over conventional designs
- Superior air capacity and control of dedicated dehumidified defroster
- Blower fan motor is isolated on rubber mounts for quiet running and longer life
- Multiple control panel options
- Heavy-duty wiring harness with circuit breakers and relays
- Servo operated, adjustable heater control valve for variable temp adjustment

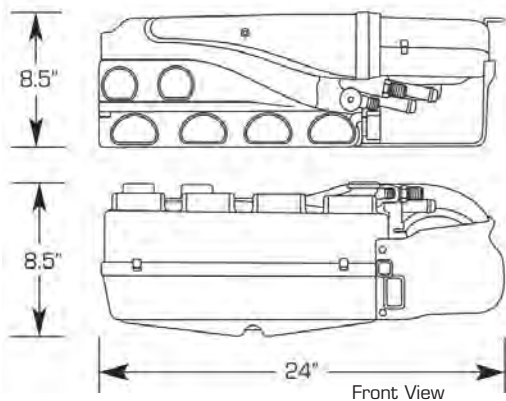
- 61005-VUX-A 3** - Gen II Super - Heat & Cool
- 61005-VUZ-A 3** - Gen II Super - Heat, Cool & Defrost

Amazing performance is achieved with the Gen II Super's "D" shaped air outlets. As an added benefit, you can position all 4 louvers wherever you need them in or under your dash. The Super is an ideal system for larger sedans and wagons. Features true bi-level operation for cooling and heating modes and a more-powerful dedicated dehumidified defroster.

Controls are ordered separately. See page 42

GEN II Super

Top View



See Page 42 For Control Panel Options



All Gen II Systems Include:

Evaporator unit, mounting brackets, wiring harness, electronic servo heater control valve, duct hoses, drain kit. Defrost kit option includes ducts and hoses.

Under hood components: such as the compressor, brackets, condenser, hose kit, drier, and optional upgrades are ordered separately from other sections in this catalog.

Optional Components



Gen II Super Mock-Up Unit

Mock-Up Unit 2

Gen II light weight mock-up unit makes positioning easier. Comes with jack nuts in place and brackets as shown.

610050-VUA Gen II Super

Duct Diverters 1

605004-VUA For Gen II Super 180° duct adapter for Super center vent. Turns air flow down for under-dash louver use.

623013-VUA For Gen II Super Smooth diverter duct for Super directs heater air to left side of car when evaporator is mounted to extreme right side. Accepts 2" hose.

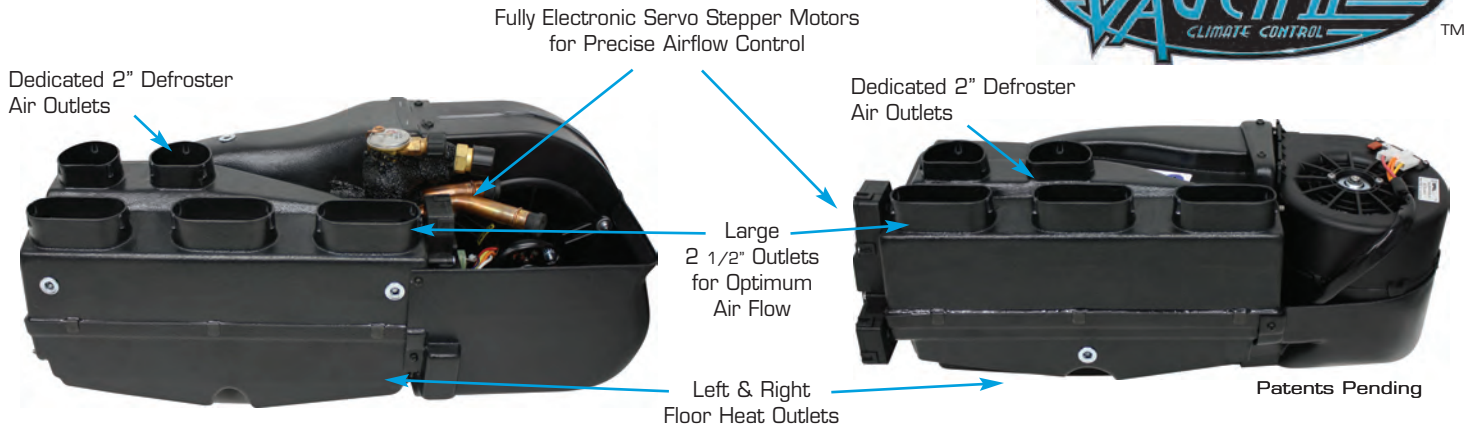


See Page 94 For Information On Selecting Components To Build A System For Your Vehicle!

1 **WARNING:** This product can expose you to chemicals including Styrene, which is known to the state of California to cause cancer. For more information, go to www.P65Warnings.ca.gov

Gen II Compac & Mini

4-switch Controls Are Required



- 68000-VUX-A** 3 Gen II ComPac - Heat & Cool
- 68000-VUZ-A** 3 Gen II ComPac - Heat, Cool & Defrost

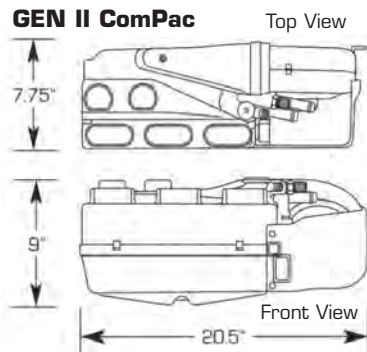
Our proven Gen II servo motor control technology makes this mid-sized package work better than many others' full-size systems! Three outlet vents allow you to position your louvers wherever you need them. The Gen II ComPac is an ideal system for coupes, classic trucks and smaller sedans.

Controls are ordered separately. See page 42

- 66005-VUX-A** 3 Gen II Mini - Heat & Cool
- 66005-VUZ-A** 3 Gen II Mini - Heat, Cool & Defrost

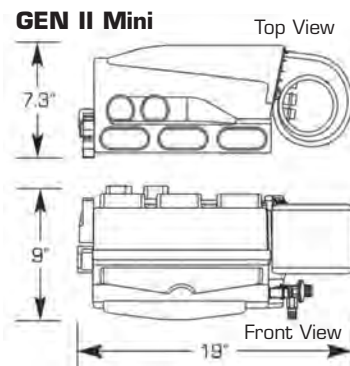
Gen II technology is even incorporated into our smallest full feature heat & cool system. Exclusive CAD designed case delivers surprising capacity in an easy to fit package. Ideal system for early model trucks and smaller hot rods.

Controls are ordered separately. See page 42



All Gen II Systems Include:
Evaporator unit, mounting brackets, wiring harness, electronic servo heater control valve, duct hoses, drain kit. Defrost kit option includes ducts and hoses.

Under hood components: such as the compressor, brackets, condenser, hose kit, drier, and optional upgrades are ordered separately from other sections in this catalog.



Optional Components



Gen II Compac Mock-Up Unit



Gen II Mini Mock-Up Unit

Mock-Up Unit 2
Gen II light weight mock-up unit makes positioning easier. Comes with jack nuts in place and brackets as shown.

- 680000-VUA** Gen II Compac
- 660050-VUA** Gen II Mini

Duct Diverters 1
60500-VUA For Gen II ComPac & Mini 180° duct adapter for center vent. Turns air flow down for under dash louver use.

623000-VUA For Gen II ComPac & Mini smooth diverter duct. Directs heater air to left side of car when evaporator is mounted to extreme right side. Accepts 2" hose.

623010-VUA For Gen II ComPac & Mini duct extension.



2 **WARNING:** This product can expose you to chemicals including Chromium (hexavalent compounds), which is known to the state of California to cause cancer and birth defects or other reproductive harm. For more information, go to www.P65Warnings.ca.gov

3 **WARNING:** This product can expose you to chemicals including lead, which is known to the state of California to cause cancer and birth defects or other reproductive harm. For more information, go to www.P65Warnings.ca.gov




GEN II EVAPORATOR CONTROLS

Base Model 4-Lever Gen II Controls 3

The Gen II delivers infinite louver air temperature regulation and bi-level operation of A/C and heat. This standard machined panel with a mylar face operates our exclusive servo actuated heater valve which allows the introduction of small amounts of heat to regulate air temperature. Simple plug-in connections, no vacuum lines, and fewer wires to route.

49110-SHQ 4-Lever Fingertip Panel. 4.63" wide x 2.44" tall x 2.625" deep. Internally lighted.

49110-SVQ 4-Lever Vertical Fingertip Panel 2.44" wide x 4.63" tall x 2.625" deep. Internally lighted.



Gen II Super, Compac, Mini 4-switch Controls Are Required




Photos Not To Scale
Always Check Dimensions in listing

Base Model Rotary Knob Gen II Controls 3

The same control functions as our well-known slider panels, but these use rotary knobs to control all functions. These control switches can be used directly in your dash without the pods for a true custom look.

49205-RHA - Gen II 4-Knob Under Dash Pod With Louver. For Gen II systems with servo heater valve 12" wide x 2.375" tall x 2.625" deep.

49200-RHA - Gen II 4-Knob Under Dash Pod. For Gen II systems with servo heater valve) 7.125" wide x 1.875" tall x 2.625" deep.



Upgrade Gen II Panels 3

Gen II Machined Face Panels

Aluminum slide control panels put just-right temperatures at your fingertips. Available in horizontal or vertical design. Internally lighted.

48103-SHQ - 4-Lever Machined Horizontal Panel. 4.69" wide x 2.5" tall x 2.625" deep.

48102-SVQ - 4-Lever Machined Vertical Panel. 2.5" wide x 4.69" tall x 2.625" deep.



4-Knob Gen II Streamline™ Panels

Our latest Streamline design fits in very compact dashes or console positions. Controls all functions of any Gen II system. Engraved aluminum panel is available in fully polished or black anodized finish. Internally lighted though the soft glow aluminum knobs.

491200-RUA - 4-Knob Streamline Panel Polished Face and Knobs. 5.318" wide x 1" tall x 2.625" deep.

491229 - 4-Knob Streamline Panel Black Anodized Face and Knobs. 5.318" wide x 1" tall x 2.625" deep.



Knobs are back-lit! Looks cool!

Gen II Streamline™ Oval Panels

This Gen II control panel features the same styling and dimensions as the original Vintage Air design! Engraved, polished, or black anodized panel. Internally lighted through the soft-glow aluminum knobs. 5.5" wide x 2.5" tall x 2.625" deep.

48104-RHQ - Streamline Gen II ProLine Panel, All Polished. (Center)

481005 - Streamline Gen II ProLine Panel, Black Anodized. Machined Accents.

481006 - Streamline Phantom Black Gen II ProLine Panel. All Black Anodized.



Knobs are back-lit! Looks cool!

Photos Not To Scale
Always Check Dimensions in listing

All controls installation instructions available on our website

3 **WARNING:** This product can expose you to chemicals including lead and lead compounds, which is known to the state of California to cause cancer and birth defects or other reproductive harm. For more information, go to [www. P65Warnings.ca.gov](http://www.P65Warnings.ca.gov)

Vacuum Control Systems 3

Vacuum Control Systems Come Complete With:

- Evaporator
- Mounting Brackets
- Heater Control Valve
- Rotary Control Pod with Wiring Harness
- A/C Duct Hose
- Defrost Option Includes Hoses and Ducts
- Drain Kit

Slimline Systems 3

All new evaporator coil configurations! This new and improved coil design moves the heater lines to the passenger side along with the A/C lines for easier installation. These value priced systems have been engineered to provide excellent cooling capacity and air delivery in a compact under dash package. Both units feature built-in controls and louvers. **SlimLine units are 12" front to back.**

- 11301-VUYA** Cool Only
- 11301-VUX-A** Heat & Cool
- 113001** Heat, Cool, Defrost

- 11401-VUYA** Cool Only, with black louvers
- 11401-VUX-A** Heat & Cool, with black louvers
- 114001** Heat, Cool, Defrost, with black louvers



Both Heat and A/C Fittings Located on Passenger Side

NOTE: Heat & Cool units have only two control knobs. Cool only Slimline unit is also available.

Mini Slimline Systems 3

A simple solution to A/C installation. This system has been engineered to provide great cooling capacity and air delivery in a smaller vehicle cab.

- 10301-VUYA** Cool Only
- 10301-VUX-A** Heat & Cool shown
- 10401-VUYA** Cool Only with black louvers
- 10401-VUX-A** Heat & Cool with black louvers


Both Heat and A/C Fittings Located on Passenger Side



Trunk Mount Gen II System 3

- 63200-VUYA** Cool Only
- 63200-VUX-A** Heat & Cool

When under-dash space is limited, this unit is for you. Installs easily and features four full-flow flex hoses with louvers to deliver cool air where you need it. Case is 12" deep.



Monster Trunk Gen II System 3

- 685000-VUY** Cool Only

This trunk-mounted system delivers more volume than our standard trunk system and is great for larger cars. Molded dual louvers mount to back seat package tray. Switch pod mounts under the dash. May also be used as part of a dual air system.

NOTE: 17" plenum tower can be trimmed down to 10.5" overall height.



ShortPac Gen II System 3

- 05000-VUX-A** Vacuum ShortPac Heat & Cool (above)
- 05000-VUZ-A** Vacuum ShortPac Heat, Cool & Defrost (above)

FITS WHERE OTHER SYSTEMS WON'T

Exclusive cube shaped evaporator allows installation of air conditioning in the more unusual applications.



UNDER DASH SYSTEMS

The Real Steel Mark IV Under Dash System 3


Vintage Air has created an exact reproduction of the most popular under dash air conditioner ever made. The Mark IV features an all steel case built from the original tooling. The timeless look of chrome and real steel combined with Vintage Air's proven performance makes the new Mark IV a great choice for your period-perfect ride. Includes mounting brackets and drain line.

672001-VHY - Mark IV - Cool-Only System.



NEW! - Heritage Under Dash Systems 3

Our all new, award winning, under-dash A/C systems were designed to deliver Vintage Air's proven performance while complementing almost every style of classic car or truck. These units are available in either heat and cool, or cool-only configurations and feature high-output blower fans and an electronic servo heater valve, for variable temperature control, on heat & cool units.



The Heritage is designed in a classic style that is perfect for customs, hot rods and classics. The four face material choices are: real brushed aluminum, Mother of Pearl nitrocellulose, real engine-turned aluminum, and black anodized, engine turned aluminum. The case is precision injection-molded for light weight and compact fitment. Just 16.25" wide x 5.25" tall x 12" deep.

Engine compressor and alternator brackets are available for most popular American V8 and 6 engines.



■ **SEMA Best New Product Award**
 ■ **Three Global Media Awards**



674003 - Cool Only - Brushed Aluminum Face
674013 - Heat & Cool - Brushed Aluminum Face



674001 - Cool Only - Mother of Pearl Face
674011 - Heat & Cool - Mother of Pearl Face



674002 - Cool Only - Engine Turned Aluminum Face
674012 - Heat & Cool - Engine Turned Aluminum Face



674005 - Cool Only - Black Anodized Engine Turned Aluminum Face
674014 - Heat & Cool - Black Anodized Engine Turned Aluminum Face

Both Heat and A/C Fittings Located on Passenger Side

Vintage Air Streamline Heater 3



**Global
Media
Award
SEMA 2021**

Streamline heater
with valve and
installation kit
Part number 660066 3


- Molded and textured ABS case is paintable
- Polished, laser-cut stainless steel accent trim
- Single-control 3-speed fan motor
- Electronic heater control valve
- Parallel flow heater core
- Powder coated steel diverter louvers direct heat to each side of cabin
- Powder coated firewall mounting bracket

Gen II Heaters 3

506101 Heater with Defrost and servo door control


New design provides superior performance from servo motor-controlled air door, improved case design and our exclusive electronic servo-actuated heater control valve. New 3-knob control operates temp, fan speed and heat/defrost balance. Includes universal defrost ducts. Individual rotary switches can be removed from pod shown below and mounted directly in your dash.

- Also may be used with optional dash louvers **49344-VUL** (all black) or **49044-VUL** (chrome ball).
- For a custom look use our ProLine Aluminum 3-knob controls. **491610** (polished) or **491613** (black anodized). 4.125" x 1.25" x 1.00" deep



ComPac Basic Heater

50515-VUH Our simple, reliable underdash heat source



3 **WARNING:** This product can expose you to chemicals including lead and lead compounds, which is known to the state of California to cause cancer and birth defects or other reproductive harm. For more information, go to www.P65Warnings.ca.gov



UNDER DASH LOUVERS

Standard Series Under Dash Louver Panels With Louvers 1, 2

492091 Slimline under dash dual louver for 2.5" hose
11.25" x 2.625"



492091

492092 Slimline under dash single louver for 2.5" hose
6.25" x 2.625"



492092

49059-VUL Under dash louver for 2.5" hose. 6.312" x 2.250"
49359-VUL (All black)



49059-VUL



63016-VUL

63016-VUL Double louver assembly 11.375" x 2.5".
For 2.5" hose
63316-VUL (All black)

63017-VUL Double louver assembly 11.375" x 2.5"
For 2" hose
63317-VUL (All black)



49050-VUL

630190 Double louver assembly 11.375" x 2.5"
With single 2.5" hose inlet
633190 (All black)

49050-VUL Under dash louver for 2.5" hose. 6.625" x 1.750"
49350-VUL (All black)



49054-VUL



490500

49250-VUL Under dash louver for 3" hose. 6.625" x 1.750"

Round Under Dash Louver Panels

(All round louvers below 3.500" x 3.000")

49054-VUL Under dash pod with louver. For 2.5" hose
49354-VUL (All black)

49154-VUL Under dash pod with all chrome louver

49051-VUI Under dash louver pod only. Punched 2.5" hole
for louvers with up to 2.875" outside diameter

490500 Through kick-panel louver pod. Pod mounts
through the back side of kick panel
(Includes **49053-VUL** louver and installation template)

Kick Louver Panels

(All kick panel louvers below 6.625" x 2.000")

490510 Left kick panel louver for 2.5" hose.
493610 (All black)



490510

491510

492510 Left kick panel louver for 3" hose.

491510 Right kick panel louver for 2.5" hose.
493510 (All black)

492520 Right kick panel louver for 3" hose

Center Louver Under Dash Panels

Application-specific louver and panels.
For use with in-dash controls.
Louver included.

49132-VFL 1928-32 Ford - 9.500" x 3.000"
49332-VFL (All black)



49132-VFL

49137-VFL 1937 Ford and
1930-35 Chevy - 9.500" x 3.000"
49337-VFL (All black)



49137-VFL

49134-VFL 1933-34 Ford - 9.500" x 2.750"
49334-VFL (All black)



49134-VFL

49135-VFL 1935-36 Ford - 12.375" x 2.375"
49335-VFL (All black)



49135-VFL

49100-VFL Flat Universal - 10.375" x 2.000"
49300-VFL (All black)



49100-VFL

**Note: Standard Louvers
Come with Chrome Trim Accents
Unless Noted as (all black)**

Hose Adapters



Hose Adapters 1 (Left to right)

- 62415-VUE** 2" to 2.5" hose adapter
- 624220** 2.5" oval glue-on hose adapter
- 49870-VCI** 2.5" to 3" hose adapter
- 62419-VUE** 2" glue-on hose adapter
- 49592-VUI** 2.5" Y connector
- 495920** 2" Y connector
- 49154-VUI** 2" screw on hose adapter

By-The-Foot & Bulk Flex Hose Stock 1



Sold in fully stretched
measurements.

- 06200-VUE** 2" Duct hose (by the foot)
- 06250-VUE** 2.5" Duct hose (by the foot)
- 06300-VUE** 3" Duct hose (by the foot)
- 317105** 2" Duct hose x 5 feet
- 317110** 2" Duct hose x 10 feet
- 318005** 2.5" Duct hose x 5 feet
- 318010** 2.5" Duct hose x 10 feet

'32 Ford Under Dash Louver Panel With Integral Controls

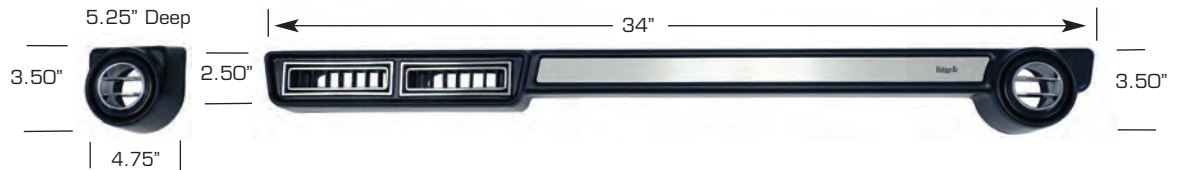


492008

492008 Mounts center louver and
4-knob Gen II rotary controls into a
neat package. Rotary switches and
louver included. Textured finish.
9.500" x 4.000"

Special Application Under Dash Louver Panels 1, 2

492090 2-piece louver set features a brushed aluminum trim and works well with any flat under dash installation. Includes all four louvers.



492000-VUA 2-piece louver set works well with any flat under dash installation. Includes all four louvers.



Heritage Under Dash Louver Panels **NEW!**

Heritage Series Under Dash Louver Panel offers a vintage "aftermarket" air conditioner look when using one of our Magnum or Super Gen II systems. Clean closed panel ends with built-in hose connectors. Includes 4 all chrome double vane louvers.



Universal Under Dash Louver Panels

472213 Control panel with 2.5" holes for 2.5" ball louver. Space for 3- or 4-knob controls (not included), 12" x 3"




Custom 1940 Ford Ashtray Louver



For illustration only. '40 Ford dash not included.



49040-VUL Replaces stock '40 Ford ashtrays. Pair, for 2.5" duct hose. 2.2" wide x 2.35" tall



49111-VUI '40 Ford shallow replacement glove box. ABS plastic. Allows additional room for A/C system and hoses. 2.25" deep.

1 **WARNING:** This product can expose you to chemicals including Styrene, which is known to the state of California to cause cancer. For more information, go to www.P65Warnings.ca.gov

2 **WARNING:** This product can expose you to chemicals including Chromium (hexavalent compounds), which is known to the state of California to cause cancer and birth defects or other reproductive harm. For more information, go to www.P65Warnings.ca.gov



Vintage Air has always invested in the future of young car enthusiasts. We sponsor the "29 Below" awards program with the National Hot Rod Association.



STANDARD LOUVERS

Standard Series Through Dash Louvers 2,1

Note: All round louvers require 2.5" hole unless otherwise noted.

Rectangular Injection Moulded Louvers

49066-VUL 90° angle flow louvers. 3.88" x 1.57". Chrome trim
49366-VUL (All black)

491792 For 2.5" hose. 5.25" x 2.5". Chrome trim
491794 (All black)

49057-VUL For 2.5" hose. 4.75" x 1.562". Chrome trim
49325-VUL (All black)

490549 For 2.5" hose. Including flange 5.00" x 2.05". Chrome trim

490548 For 2.5" hose. No flange 3.87" x 1.62". Chrome trim
493549 (All black)

49067-VUL 90° angle flow louvers. 4.75" x 1.57". Chrome trim
49367-VUL (All black)

49327-VUL For 2.5" hose. 3.875" x 2". (All black)

49056-VUL For 2.5" hose. 3.875" x 1.562". Chrome trim
49356-VUL (All black)

49156-VUL For 2" hose. 3.875" x 1.562". Chrome trim
49326-VUL (All black)



Note: Standard Louvers Come with Chrome Trim Accents Unless Noted as (all Black)

Round Injection Moulded Louvers

490535 Double Vane louver. (All chrome)
 Thru-dash mount. 2.70" bezel diameter

490533 Double Vane louver. (Chrome ball/Black bezel)
 Thru-dash mount. 2.70" bezel diameter

490538 Tri-Bar louver. (All chrome)
 Thru-dash mount. 2.70" bezel diameter
 For 2.5" hose

499195 SlimLine adjustable double vane louver
 Thru-dash mount. 3" bezel diameter. (All black)
 Note: Louvers open, close & rotate 360° (NOTE 2.625 Hole)

499194 Adjustable Double Vane louver. Chrome bezel
 Thru-dash mount. 2.70" diameter. Note: Louvers open, close & rotate 360°

499193 (All black)

49053-VUL Chrome ball/Black bezel. Thru-dash mount
 2.70" bezel diameter. For 2.5" hose*.

49353-VUL (All black)

49153-VUL (All chrome)

49049-VUL Chrome ball/Black bezel. For 3" hose*



NOTE: All louvers are sold individually.

1 **WARNING:** This product can expose you to chemicals including Styrene, which is known to the state of California to cause cancer. For more information, go to www.P65Warnings.ca.gov

2 **WARNING:** This product can expose you to chemicals including Chromium (hexavalent compounds), which is known to the state of California to cause cancer and birth defects or other reproductive harm. For more information, go to www.P65Warnings.ca.gov



Professional Quality Roto Broach Hole Saw 421002

The right way to cut louver mounting holes in metals, plastics, or wood trim. Includes pilot and arbor. 2.5" diameter, 3/8" drill shank size.

ProLine Upgrade Louvers 2

Note: All round louvers require 2.5" hole unless otherwise noted.

See More ProLine

ProLine Series Louvers

(Directional Swivel Ball Design)

ProLine Penta Louvers

499120 Clear Anodized Louver

499121 Black Anodized Louver

ProLine LoPro Penta Louvers

499160 - Clear Anodized Louver

499161 - Black Anodized Louver

ProLine Tridant Louvers

499124 - Clear Anodized Louver

499125 - Black Anodized Louver

ProLine Continental Louvers

499255 - Clear Anodized Louver

499256 - Black Anodized Louver

ProLine GT-3 Louvers

499257 - Clear Anodized Louver

499258 - Black Anodized Louver

Rotary Vane Series

(Barrel Rotates To open & Close)

ProLine Rotary Vane Louvers

499119 - Clear Anodized Louver

499112 - Black Anodized Louver

Slyder Series Louvers

(Push/Pull To Open & Close)

ProLine Challenger Slyder Louvers

499178 - Clear Anodized Louver

499179 - Black Anodized Louver

ProLine Tridant Slyder Louvers

499184 - Clear Anodized Louver

499185 - Black Anodized Louver

ProLine Penta Slyder Louvers

499176 - Clear Anodized Louver

499177 - Black Anodized Louver

ProLine Seven Slyder Louvers

499180 - Clear Anodized Louver

499181 - Black Anodized Louver

ProLine Twist Slyder Louvers

499182 - Clear Anodized Louver

499183 - Black Anodized Louver

ProLine Sol Slyder Louvers

499174 - Clear Anodized Louver

499175 - Black Anodized Louver



NOTES:

All louvers on this page are billet aluminum with plastic hose adapters

All louvers on this page have 2.73" bezel diameter.

All louvers on this page require a 2.5" round hole.

All louvers are sold individually.




See These ProLine Louvers Being Made!



LOUVER UPGRADES

ProLine Upgrade Louvers 2

Note: All round louvers require 2.5" hole unless otherwise noted.



Slyder Series Louvers

499215 Clear Anodized Louver
499216 Black Anodized Louver
 (2.73" bezel diameter)

ProLine Venturi Louvers

49212-VUQ All Aluminum
 Machined Bezel And Ball
 (2.875" Bezel diameter)

ProLine Planar Louvers

499210 Clear Anodized Louver
499211 Black Anodized Louver
 (2.73" bezel diameter)

ProLine Saturn Planar Louvers

499164 Clear Anodized Louver
499165 Black Anodized Louver
499159 Black Anodized Ball with
 Polished Bezel.
 (2.73" Bezel diameter)

ProLine StreamLine Round Louvers

Injection Molded Inner Ball
49054-VUQ Polished Aluminum Bezel
490541 Black Anodized Aluminum Bezel
 (2.875" bezel diameter)

ProLine Round Louvers

49053-VUQ Black Injection Molded Ball With
 Machined Aluminum Bezel
 (2.901" bezel diameter)

ProLine Oval Louvers

491902 Chrome Plated Die Cast Housing
 with Injection Molded Directional Vanes
 (4.00" x 1.60" Face size)

ProLine Streamline Louvers

49058-VUQ Rectangle louver with billet trim
 (4.25" x 2" Face size)
49062-VUQ Streamline louver. Polished aluminum trim.
 (4" x 1.75" Face size) - not shown
490621 Black anodized trim with black vanes

49063-VUQ Streamline louver.
 Polished aluminum trim (shown).
 (4.875" x 1.75" face size)

490622 Black anodized trim with
 black vanes (not shown)



Defrost Ducts 1 Standard with Gen II kits

633810-VUA Injection molded universal defrost ducts
 with dual mounting options and integrated air diverters.
 For 2" hose. (pair) 6.25" x 2.75" deep.
 (Standard with system defrost option)

63375-VUE 1
 Universal angled defrost ducts. (pair)
 6.5"x 3.25"x 4.5" deep.



634074-PMA 1 Standard with Gen IV & 5 kits
 Universal long style defrost ducts.
 For 2" hose. (pair)
 12.25" x 1.75" x 2.125" deep.



90° Louver Angle Duct 1

494150 For tight a/c outlet
 routing for louvers left below
49062-VUQ and **490621**
49063-VUQ and **490622**
 3.00" x 3.00"



Defrost Duct Trim

63100-VUQ 2 Defrost duct
 trim. Machined aluminum (pair)
 6.5" x 0.625". Fits only
 633810-VUA at left.

49161-LHA 1 Defrost duct
 trim. Paintable molded plastic
 (pair) 6.5" x 0.625". Fits only
 633810-VUA at left.



63380-VCE 2
 Compact universal defrost ducts.
 (pair) 6.5" x 2.5".

NOTE: All louvers
 are sold individually.

1 **WARNING:** This product can expose you to chemicals including Styrene, which is known to the state of California to cause cancer. For more information, go to [www. P65Warnings.ca.gov](http://www.P65Warnings.ca.gov)

2 **WARNING:** This product can expose you to chemicals including Chromium (hexavalent compounds), which is known to the state of California to cause cancer and birth defects or other reproductive harm. For more information, go to www. P65Warnings.ca.gov

Rotary & Slide Control Panel Knobs 2

49300-VUQ	49457-VUI	49219-VUI	49455-VUI	49301-VUQ	494551	492007	492032	497020	497021
497003	497005	497006	497008	494553	491006-KUR	49302-VUQ	49303-VUQ	49304-VUQ	49305-VUQ


Vintage Air System Knobs

- 49300-VUQ** Round aluminum knob
- 49457-VUI** Round standard knob
- 49219-VUI** Round standard knob for heater potentiometer and GEN IV controls, w/set screw
- 49455-VUI** ProLine panel black slider knob
- 49301-VUQ** ProLine panel chrome knob
- 494551** Gen IV slide pot knob (chrome)
- 492007** Gen II StreamLine heater slide knob
- 492032** Gen II StreamLine heater slide knob (black)
- 497020** Round black slider knob for 3rd Gen Camaro/Firebird -8mm O.D.
- 497021** Round grey slider knob for 3rd Gen Camaro/Firebird -8mm O.D.
- 497003** ProLine fluted aluminum knob with set screw (brushed finish) (Must be reamed to fit Gen II switches)
- 497005** ProLine fluted aluminum knob with set screw (black anodized) (Must be reamed to fit Gen II switches)
- 497006** ProLine Ford style aluminum knob
- 497008** 1950s Chevy-style knob
- 494553** Mark IV and Heritage under dash knob
- 491006-KUR** Standard slider knob for Gen II heater control

Upgrade Custom Rotary Switch Knobs

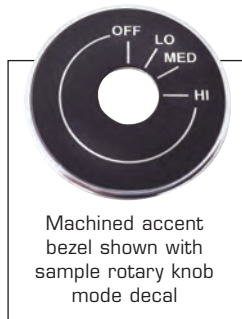
- 49302-VUQ** StreamLine knob, plain
- 49303-VUQ** StreamLine fan knob (Fan)
- 49304-VUQ** StreamLine mode knob (Mode)
- 49305-VUQ** StreamLine temp knob (Temp)

Accent Bezels For Rotary Switches



These bezels mount right below the "Mode decals" shown at right for a custom look. Aluminum trim bezels available in machined or black anodized finish. 1.5" outside diameter.

- 484177** Machined, large 7/16" hole
- 484178** Machined, small .266" hole
- 484179** Black anodized, large 7/16" hole
- 484180** Black anodized, small .266" hole



Rotary Control Panel Mode Decals 1



- 484003** Gen II Heater Airflow Selector
- 205550** Gen IV Fan
- 205551** Gen IV Mode
- 205552** Gen IV Temp

- 20559-VUP** Mode
- 20558-VUP** Fan
- 20572-VUP** Heat
- 20571-VUP** Temp
- 20570-VUP** Air Flow Selector

Gen IV & 5 Accent Bezel And Decal Sets




- 205580** Machined bezel, set of 3, .875 O.D. Small .266" hole only.
- 205581** Black anodized bezel, set of 3, .875 O.D. Small .266" hole only.



FRONT RUNNER ENGINE DRIVES

One of the most misunderstood and underappreciated components in any automotive drive train is the engine accessory drive system. The accessory drive system often operates at rotating speeds even higher than the engine's crankshaft. No matter how well-built or powerful your engine may be, the engine accessory drive is its life support system.



174014 LS Drive Shown

The Original High-Performance Engine Drive Systems

Back in 1994, we set out to test the performance of our air conditioning systems in the most demanding way we knew. That project was the "Cool 200" Studebaker. The goal was simply to run the long course at Bonneville at over 200 mph AND make all the runs with a standard Vintage Air system delivering reliable, cool comfort the whole time. As it turned out, the air conditioning system was the easy part. Building an accessory drive system to survive 1000 horsepower at 249 MPH became the real challenge.

At that time, no off-the-shelf products, including the OEMs, could handle the job. So we first turned to racing component suppliers for advice. NASCAR engines routinely run at max power for long, hard miles. But race cars are not usually air conditioned. And free-running water and oil pumps don't produce the kinds of harmonic vibration a cycling air conditioner compressor can introduce into the drive system. We knew we had to engineer our own solution, and that was the birth of the Front Runner engine drive systems.

The performance industry standard has been to hang accessories such as the alternator, power steering pump and air conditioner compressor from the engine's existing mount holes wherever possible using simple flat steel brackets. These brackets do provide mounting for the components. In fact, we manufacture steel bracket kits, and they offer a lower-cost method of installing the engine drive components. But these conventional brackets can limit the choices of intake systems, exhaust options, and make deck-height machining problematic. And today, the modern engines such as the GM LS Series and the Ford Coyote modular engines requires an integrated mounting approach.

That is what the Front Runner drive systems are all about. By eliminating all mounting points beyond the engine block itself and designing a super-compact component package, we now overcome any intake, exhaust, or cylinder head option problems. By engineering a more compact compressor and alternator, plus standardizing to a high-performance water pump, we create the smallest drive package ever available. The bonus to you is making your engine swap much easier because of improved clearances all around. And the final, and most important benefit, is that Front Runner brackets are designed to become an integral part of your engine's block. It is a solid, totally rigid platform that virtually eliminates the kind of harmonic vibration that can destroy a conventional engine drive bracket. We produced the first Front Runner system for testing in 1998. We then installed them into our own hot rods and ran them for thousands of miles from coast to coast, proving our ideas and tweaking them until they were perfect. Only then did we offer them to the public. Over the past 20+ years, the Front Runner has proven to be one of our most successful products.

While the term "Front Runner" has been used to describe drive systems offered by other companies, no other system is equal. The Front Runner is not appearance or dress-up component. The Front Runner was engineered from the start for maximum performance first! They are the essence of "form following function."

See page 59 for optional power steering parts, thermostat housing, and Front Runner accessories.

FRONT RUNNER ENGINE DRIVES

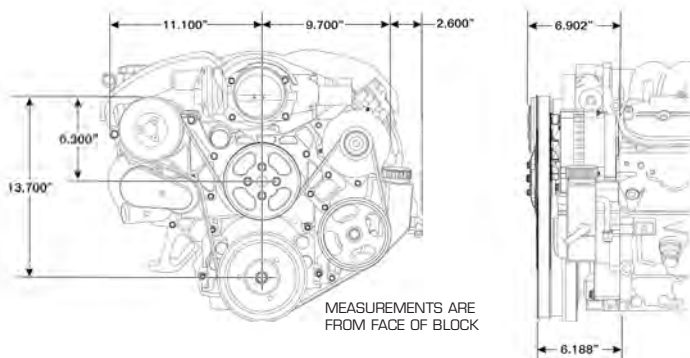
Chevy / GM LS



Vintage Air
Designed Bracket
Made In The USA

Bright Finish
Shown

**New! 170 Amp
Internal Fan
Alternator Included
120 Amps At Idle!**



GM/Chevy LS Front Runner Drive System Includes:

- Main Truss Mounting Bracket
- ATI Harmonic Balancer
- Power Steering Pump Bracket
- Hi-Perf Aluminum Water Pump
- ARP Polished Stainless Hardware
- 7B10 Compressor with O-Ring Adapter Blocks
- 170 Amp "Hairpin" Internal Fan Alternator
- Compressor Clutch Cover
- Tensioner Cover Kit
- Crankshaft Pulley
- Water Pump Pulley
- Power Steering Pump Pulley (with Power Steering Kit)
- Dayco Perf Serpentine Drive Belt
- Dayco OEM Tensioner
- Detroit Speed Aluminum Steering Pump with Integral Reservoir



176005
L92 Spacer Kit.
For engines with
variable valve timing.

See next page for dry
sump LS7 applications.

Low Profile System adds
more clearance for custom
intake systems and larger
throttle bodies.

Note: Edelbrock pump uses
LS2 type thermostat.

Bright LS Chevy Front Runner™ Drive System 3

(Machine Finish Bracket with Polished Compressor and Alternator; Chrome Pulleys, Polished Clutch and Tensioner Covers)

- 174014** - With Power Steering (includes pump)
- 174016** - With Power Steering (less power steering pump)
- 175015** - Non-Power Steering

Bright and Chrome LS Chevy Front Runner™ Drive System 3

(Machine Finish Bracket with Chrome Compressor and Alternator; Chrome Pulleys, Clutch and Tensioner Covers)

- 174002** - With Power Steering (includes pump)
- 174003** - With Power Steering (less power steering pump)
- 174006** - Non-Power Steering

Black LS Chevy Front Runner™ Drive System 3

(Black Anodized Bracket with Natural Finish Compressor and Alternator; Black Hardcoat Pulleys, Black Anodized Clutch and Tensioner Covers)

- 174011** - With Power Steering (includes pump)
- 174017** - With Power Steering (less power steering pump)
- 175011** - Non-Power Steering

Black and Chrome LS Chevy Front Runner™ Drive System 3

(Black Anodized Bracket with Chrome Compressor and Alternator; Black Hardcoat Pulleys, Black Anodized Clutch and Tensioner Covers)

- 172014** - With Power Steering (includes pump)
- 172016** - With Power Steering (less power steering pump)
- 172018** - Non-Power Steering

Bright LS7 Chevy Front Runner™ Drive System 3

(Machine Finish Bracket with Polished Compressor and Alternator; Chrome Pulleys, Polished Clutch and Tensioner Covers)

- 174012** - With Power Steering (includes pump)
- 174019** - With Power Steering (less power steering pump)
- 175012** - Non-Power Steering

Bright and Chrome LS7 Chevy Front Runner™ Drive System 3 With Factory Dry-Sump

(Machine Finish Bracket with Chrome Compressor and Alternator; Chrome Pulleys, Clutch and Tensioner Covers)

- 174001** - With Power Steering (includes pump)
- 174004** - With Power Steering (less power steering pump)
- 174005** - Non-Power Steering

Black LS7 Chevy Front Runner™ Drive System 3 With Factory Dry-Sump

(Black Anodized Bracket with Natural Finish Compressor and Alternator; Black Hardcoat Pulleys, Black Anodized Clutch and Tensioner Covers)

- 174013** - With Power Steering (includes pump)
- 174018** - With Power Steering (less power steering pump)
- 175013** - Non-Power Steering

Black and Chrome LS7 Chevy Front Runner™ Drive System 3 With Factory Dry-Sump

(Black Anodized Bracket with Chrome Compressor and Alternator; Black Hardcoat Pulleys, Black Anodized Clutch and Tensioner Covers)

- 172015** - With Power Steering (includes pump)
- 172017** - With Power Steering (less power steering pump)
- 172019** - Non-Power Steering

LS7 NOTE: If your LS7 uses wet sump oiling, use our standard LS Front Runner kits

New Low Profile LS Drives

Low Profile kits feature a redesigned main bracket which provides additional space for aftermarket intake systems and larger throttle bodies. This system includes an Edelbrock water pump with replaceable cartridge and NPT tapped heater hose inlets for increased chassis and suspension clearance flexibility.

Bright LS Chevy Low Profile Front Runner™ Drive System 3

(Machine Finish Bracket with Polished Compressor and Alternator; Chrome Pulleys, Polished Clutch, and Tensioner Covers)

- 174027** - With Power Steering (includes DSE pump)

Bright and Chrome LS Chevy Low Profile Front Runner™ Drive System 3

(Machine Finish Bracket with Chrome Compressor and Alternator; Chrome Pulleys, Clutch, and Tensioner Covers)

- 174028** - With Power Steering (includes DSE pump)

Black LS Chevy Low Profile Front Runner™ Drive System 3

(Black Anodized Bracket with Natural Finish Compressor and Alternator; Black Hardcoat Pulleys, Black Anodized Clutch, and Tensioner Covers)

- 174029** - With Power Steering (includes DSE pump)

Black and Chrome LS Chevy Low Profile Front Runner™ Drive System 3

(Black Anodized Bracket with Chrome Compressor and Alternator; Black Hardcoat Pulleys, Black Anodized Clutch, and Tensioner Covers)

- 174030** - With Power Steering (includes DSE pump)

NOTES:

1. GM LS Front Runners systems are designed for OEM timing covers only. They will not work with aftermarket timing covers.
2. Some large bore aftermarket throttle bodies may not clear the included water pump.
3. 170 amp alternator may interfere with 1997-2004 OEM Driver's side LS1 and LS6 Corvette electronic throttle actuator module.

More LS Applications Next Page ▶




FRONT RUNNER ENGINE DRIVES

GM LS/LS7/LT1 Integrated Pump **NEW!**

The Shortest LS/LT1 Drive System Available Provides Added Clearance For Electric Fan Packages

No Throttle Wedge Spacer Required



Compressor Clutch & Tensioner Covers Included

Easy Refrigerant Line & Heater Hose Routing Points

Pump Casting Drilled and NPT Tapped on side and Bottom for Heater Hose Routing Options



Vintage Air
Designed
Made In The USA
A356-T6
Alloy Casting



- **The heart of the system:** USA made, precision cast A356-T6 alloy, water pump housing with integrated compressor, alternator and power steering pump mounting points.
- Low profile casting designed to clear OEM and most aftermarket throttle bodies, eliminating need for wedge spacers
- Passages engineered for optimal coolant flow
- Every housing 100% pressure tested
- No modification required to install OEM timing solenoid and related hardware
- Housing tapped for M12 boss for OEM temperature sender
- Includes 6061-T6 billet aluminum water pump cartridge with high performance stamped steel impeller, OEM spec seal, ball roller bearings and steel hub
- New 7B10 compressor with machined billet, one-piece compressor O-ring adapter block
- Thermostat housing bore design for LS2 style thermostat
- Casting NPT tapped for side or bottom exit heater hose outlets, moved inboard for increased frame and suspension clearance
- Reduced diameter ATI harmonic balancer for additional clearance below system
- Aluminum body power steering pump
- Mechman 170 amp alternator (140 amp at idle) - 320 amp option available
- Precision machined 6061-T6 billet pulleys
- ARP 12-point stainless steel bolt and hardware kit
- OEM type belt tensioner with cover
- High performance serpentine drive belt
- Remote-reservoir power steering pump option available


2 **WARNING:** This product can expose you to chemicals including Chromium (hexavalent compounds), which is known to the state of California to cause cancer and birth defects or other reproductive harm. For more information, go to [www. P65Warnings.ca.gov](http://www.P65Warnings.ca.gov)

3 **WARNING:** This product can expose you to chemicals including lead and lead compounds, which is known to the state of California to cause cancer and birth defects or other reproductive harm. For more information, go to www. P65Warnings.ca.gov

GM LS / LS7 / LT1 Engines


Some of the hottest new crate OEM installs are the newest GM LS and LT1 engines. These new Front Runner units offer additional intake/throttle body clearance obtained by lowering the water pump 1" and tightening accessory mounting positions.

This is our elegant solution for custom air conditioning, alternator and power steering mounting.



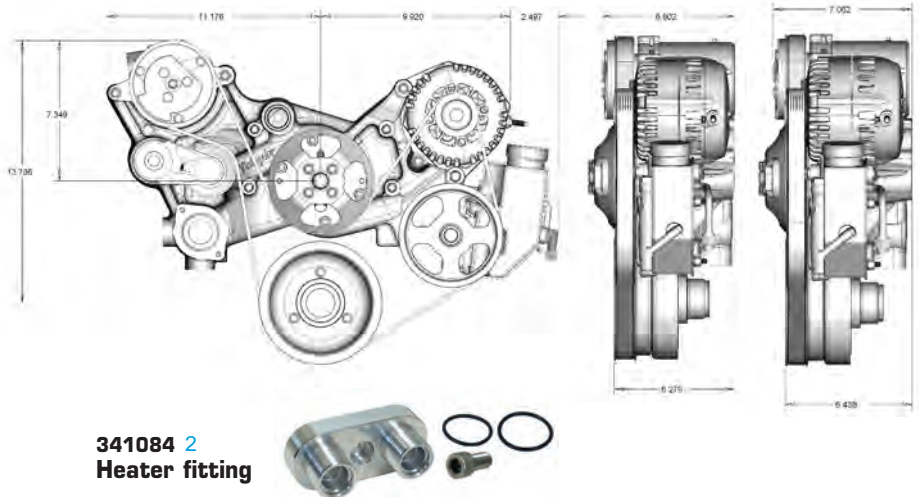
Side-Exit Heater Hose Outlets

Polished And Chrome Finish



Bottom-Exit Heater Hose Outlets

Black Anodized Finish



341084 2 Heater fitting

LS Series

LT1 Series

LS Wet-Sump Chevy Front Runner™ Drive System 3

(Natural Finish Pump Housing with Polished Compressor and Alternator, Chrome Pulleys, Polished Clutch and Tensioner Covers)

- 175021 - With Power Steering (includes pump)
- 175022 - Non-Power Steering

(Natural Finish Pump Housing with Chrome Compressor and Alternator, Chrome Pulleys, Polished Clutch and Tensioner Covers)

- 175023 - With Power Steering (includes pump)
- 175024 - Non-Power Steering

(Natural Finish Pump Housing with Natural Compressor and Alternator, Hardcoat Black Pulleys, Black Clutch and Tensioner Covers)

- 175025 - With Power Steering (includes pump)
- 175026 - Non-Power Steering

(Natural Finish Pump Housing with Chrome Compressor and Alternator, Hardcoat Black Pulleys, Black Clutch and Tensioner Covers)

- 175027 - With Power Steering (includes pump)
- 175028 - Non-Power Steering

LS7 With Factory Dry-Sump Chevy Front Runner™ Drive System 3

(Natural Finish Pump Housing with Polished Compressor and Alternator, Chrome Pulleys, Polished Clutch and Tensioner Covers)

- 175029 - With Power Steering (includes pump)
- 175030 - Non-Power Steering

(Natural Finish Pump Housing with Chrome Compressor and Alternator, Chrome Pulleys, Polished Clutch and Tensioner Covers)

- 175031 - With Power Steering (includes pump)
- 175032 - Non-Power Steering

(Natural Finish Pump Housing with Natural Compressor and Alternator, Hardcoat Black Pulleys, Black Clutch and Tensioner Covers)

- 175033 - With Power Steering (includes pump)
- 175034 - Non-Power Steering

(Natural Finish Pump Housing with Chrome Compressor and Alternator, Hardcoat Black Pulleys, Black Clutch and Tensioner Covers)

- 175035 - With Power Steering (includes pump)
- 175036 - Non-Power Steering

LT1 Wet-Sump Chevy Front Runner™ Drive System 3

(Natural Finish Pump Housing with Polished Compressor and Alternator, Chrome Pulleys, Polished Clutch and Tensioner Covers)

- 175037 - With Power Steering (includes pump)
- 175038 - Non-Power Steering

(Natural Finish Pump Housing with Chrome Compressor and Alternator, Chrome Pulleys, Polished Clutch and Tensioner Covers)

- 175039 - With Power Steering (includes pump)
- 175040 - Non-Power Steering

(Natural Finish Pump Housing with Natural Compressor and Alternator, Hardcoat Black Pulleys, Black Clutch and Tensioner Covers)

- 175041 - With Power Steering (includes pump)
- 175042 - Non-Power Steering

(Natural Finish Pump Housing with Chrome Compressor and Alternator, Hardcoat Black Pulleys, Black Clutch and Tensioner Covers)

- 175043 - With Power Steering (includes pump)
- 175044 - Non-Power Steering

LT1 Dry-Sump Chevy Front Runner™ Drive System 3

(Natural Finish Pump Housing with Polished Compressor and Alternator, Chrome Pulleys, Polished Clutch and Tensioner Covers)

- 175045 - With Power Steering (includes pump)
- 175046 - Non-Power Steering

(Natural Finish Pump Housing with Chrome Compressor and Alternator, Chrome Pulleys, Polished Clutch and Tensioner Covers)

- 175047 - With Power Steering (includes pump)
- 175048 - Non-Power Steering

(Natural Finish Pump Housing with Natural Compressor and Alternator, Hardcoat Black Pulleys, Black Clutch and Tensioner Covers)

- 175049 - With Power Steering (includes pump)
- 175050 - Non-Power Steering

(Natural Finish Pump Housing with Chrome Compressor and Alternator, Hardcoat Black Pulleys, Black Clutch and Tensioner Covers)

- 175051 - With Power Steering (includes pump)
- 175052 - Non-Power Steering



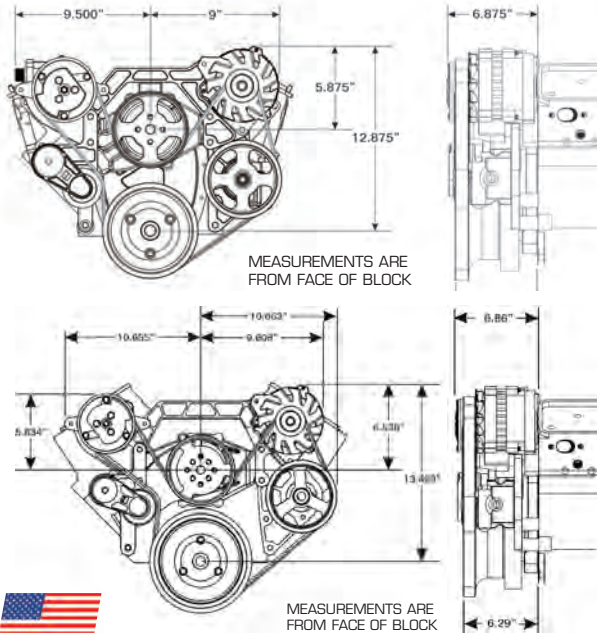
FRONT RUNNER ENGINE DRIVES

Chevy Small & Big Block



**New! 170 Amp
Internal Fan
Alternator Included
120 Amps At Idle!**

Bright Finish
Shown



Black Anodized
Finish Shown



Vintage Air
Designed Bracket
Made In The USA

Chevy Small & Big Block Front Runner Drive Systems Include:

- Main Truss Mounting Bracket
- Tensioner Bracket
- Power Steering Bracket (or Power Steering-Delete Bracket)
- Stewart Hi-Perf Aluminum Water Pump
- ARP Polished Stainless Hardware
- New 7B10 Compressor with O-Ring Adapter Blocks
- 170 Amp "Hairpin" Internal Fan Alternator
- Compressor Clutch Cover
- Tensioner Cover Kit
- Crankshaft Pulley
- Water Pump Pulley
- Power Steering Pulley (with Power Steering Kit)
- Dayco Perf Serpentine Drive Belt
- Dayco OEM Tensioner
- Detroit Speed Aluminum Power Steering Pump with Integral
- Reservoir Extended 45° Heater Hose Nipple (SBC)
- Stainless Water Pump Bi-pass Hose Nipple (BBC)



Big Block OEM-Style Water Pump
Bypass Design for easy hose routing

Notes:

1. Chevy Front Runner systems are designed for **OEM timing covers** only. System may not work with some aftermarket timing covers.
2. Some composite timing covers may require modification for standard short water pump included with Front Runner.
3. On Chevy SBC ZZ4 and some other crate engines, composite timing cover must be modified or replaced with steel timing cover (GM part # 10243967 or equivalent) for standard short water pump clearance.
4. Not compatible with any LT1 engine.

- Bright Small Block Chevy Front Runner™ Drive System 3**
(Machine Finish Bracket with Polished Compressor and Alternator, Chrome Pulleys, Polished Clutch and Tensioner Covers)
- 174015** - With Power Steering (includes pump)
 - 174020-SCA** - With Power Steering (less power steering pump)
 - 175020-SCA** - Non-Power Steering
- Bright and Chrome Small Block Chevy Front Runner™ Drive System 3**
(Machine Finish Bracket with Chrome Compressor and Alternator, Chrome Pulleys, Clutch and Tensioner Covers)
- 174021** - With Power Steering (includes pump)
 - 174022** - With Power Steering (less power steering pump)
 - 174023** - Non-Power Steering
- Black Small Block Chevy Front Runner™ Drive System 3**
(Black Anodized Bracket with Natural Finish Compressor and Alternator, Black Hardcoat Pulleys, Black Anodized Clutch and Tensioner Covers)
- 174008** - With Power Steering (includes pump)
 - 174010-SCA** - With Power Steering (less power steering pump)
 - 175010-SCA** - Non-Power Steering
- Black and Chrome Small Block Chevy Front Runner™ Drive System 3**
(Black Anodized Bracket with Chrome Compressor and Alternator, Black Hardcoat Pulleys, Black Anodized Clutch and Tensioner Covers)
- 174024** - With Power Steering (includes pump)
 - 174025** - With Power Steering (less power steering pump)
 - 174026** - Non-Power Steering

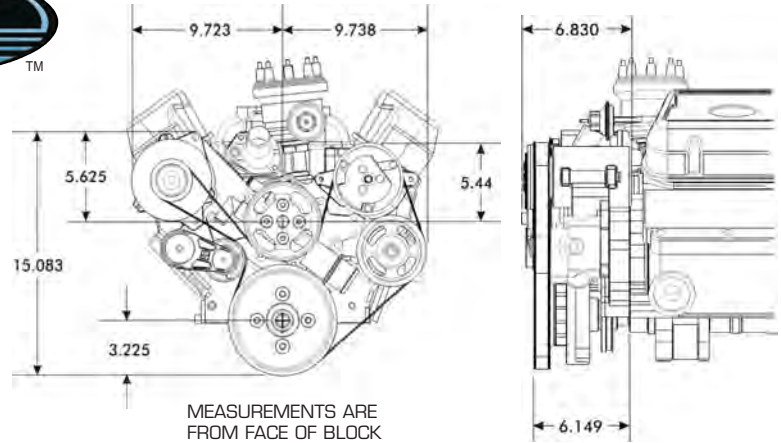
- Bright Big Block Chevy Front Runner™ Drive System 3**
(Machine Finish Bracket with Polished Finish Compressor and Alternator, Chrome Pulleys, Polished Clutch and Tensioner Covers)
- 174058** - With Power Steering (includes pump)
 - 174060-BCA** - With Power Steering (less power steering pump)
 - 175060-BCA** - Non-Power Steering
- Bright and Chrome Big Block Chevy Front Runner™ Drive System 3**
(Machine Finish Bracket with Chrome Compressor and Alternator, Chrome Pulleys, Clutch and Tensioner Covers)
- 172020** - With Power Steering (includes pump)
 - 172021** - With Power Steering (less power steering pump)
 - 172022** - Non-Power Steering
- Black Big Block Chevy Front Runner™ Drive System 3**
(Black Anodized Bracket with Natural Finish Compressor and Alternator, Black Hardcoat Pulleys, Black Anodized Clutch and Tensioner Covers)
- 174048** - With Power Steering (includes pump)
 - 174050-BCA** - With Power Steering (less power steering pump)
 - 175050-BCA** - Non-Power Steering
- Black and Chrome Big Block Chevy Front Runner™ Drive System 3**
(Black Anodized Bracket with Chrome Compressor and Alternator, Black Hardcoat Pulleys, Black Anodized Clutch and Tensioner Covers)
- 172023** - With Power Steering (includes pump)
 - 172024** - With Power Steering (less power steering pump)
 - 172025** - Non-Power Steering



FRONT RUNNER ENGINE DRIVES

Ford Small Block

**New! 170 Amp
Internal Fan
Alternator Included
120 Amps At Idle!**




Optional Dipstick
Shown

Bright Finish
Shown

Patented
Vintage Air Design!

Small Block Ford Front Runner Drive System Includes:


- Patented One-Piece Forged Aluminum Timing Cover With Integral Accessory Mounts
- ARP Stainless 12 Point Bolt and Hardware Kit
- New 7B10 Compressor With Formed Aluminum Hardlines (Exit Passenger Side)
- 170 Amp "Hairpin" Internal Fan Alternator
- Dayco OEM Tensioner
- Timing Cover Gasket Set
- Dayco Perf Serpentine Drive Belt
- Detroit Speed Aluminum Power Steering
- Pump With Integral Reservoir
- Compressor Clutch Cover
- Tensioner Cover Kit
- 4 Bolt Crankshaft Pulley
- Stewart Hi-Perf Aluminum Water Pump
- Water Pump Pulley
- Power Steering Pump Pulley (if Power Steering System)



Black
Anodized
Finish
Shown

Patented Machined Front Cover Forging!

U.S. Patent #7,194,994B1

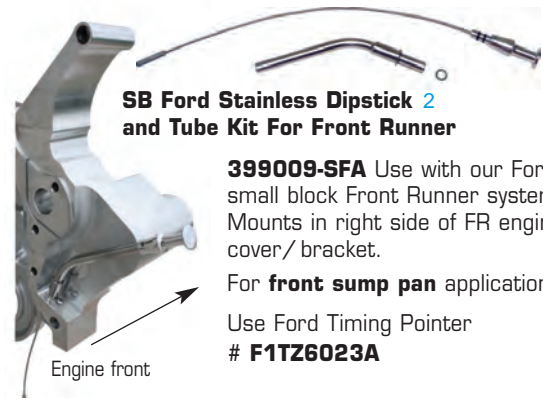


The Raw Forging

CNC Machined & Polished

This unique design provides the most rigid and advanced accessory drive system ever produced for Ford small block engines. Front cover and mounting brackets in one super strong component.

SB Ford Stainless Dipstick 2 and Tube Kit For Front Runner



Engine front

399009-SFA Use with our Ford small block Front Runner system. Mounts in right side of FR engine cover/ bracket.

For **front sump pan** applications.

Use Ford Timing Pointer
F1T26023A

Bright Small Block Ford Front Runner™ Drive System 3

(Polished Front Cover/Bracket with Polished Compressor and Alternator, Chrome Pulleys, Polished Clutch and Tensioner Covers)

174100 - With Power Steering (includes pump)

174103-SFA - With Power Steering (less power steering pump)

175103-SFA - Non-Power Steering

Bright and Chrome Small Block Ford Front Runner™ Drive System 3

(Polished Front Cover/Bracket with Chrome Compressor and Alternator, Chrome Pulleys, Clutch and Tensioner Covers)

176017 - With Power Steering (includes pump)

176018 - With Power Steering (less power steering pump)

176019 - Non-Power Steering

Black Small Block Ford Front Runner™ Drive System 3

(Natural Finish Front Cover/Bracket with Natural Finish Compressor and Alternator, Black Hardcoat Pulleys, Black Anodized Clutch and Tensioner Covers)

174101 - With Power Steering (includes pump)

174102-SFA - With Power Steering (less power steering pump)

175102-SFA - Non-Power Steering

Black and Chrome Small Block Ford Front Runner™ Drive System 3

(Natural Finish Front Cover/Bracket with Chrome Compressor and Alternator, Black Hardcoat Pulleys, Black Anodized Clutch and Tensioner Covers)

176020 - With Power Steering (includes pump)

176021 - With Power Steering (less power steering pump)

176022 - Non-Power Steering

2 **WARNING:** This product can expose you to chemicals including Chromium (hexavalent compounds), which is known to the state of California to cause cancer and birth defects or other reproductive harm. For more information, go to [www. P65Warnings.ca.gov](http://www.P65Warnings.ca.gov)

3 **WARNING:** This product can expose you to chemicals including lead and lead compounds, which is known to the state of California to cause cancer and birth defects or other reproductive harm. For more information, go to [www. P65Warnings.ca.gov](http://www.P65Warnings.ca.gov)

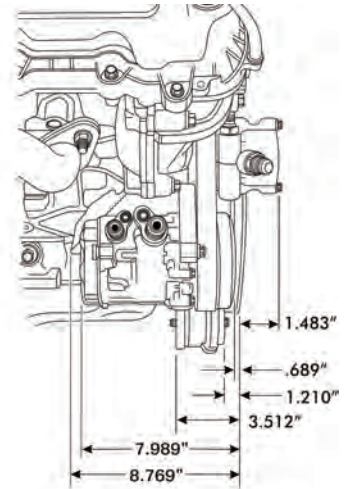
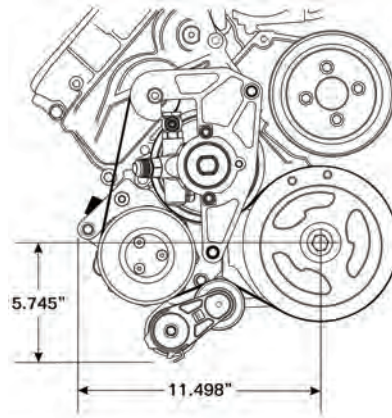


FRONT RUNNER ENGINE DRIVES

Ford Coyote




**Vintage Air
 Designed Bracket
 Made In The USA**



* MEASUREMENTS ARE FROM FACE OF STOCK CRANKSHAFT PULLEY

Ford Coyote 5.0L Front Runner Drive System Includes:

- Precision-Machined Compressor Bracket
- New 7B10 Natural Finish Compressor
- Black Compressor Clutch Cover
- Detroit Speed Aluminum Power Steering Pump for Remote Reservoir
- Precision Machined Power Steering Pump Bracket
- Power Steering Pulley
- Dayco Perf Serpentine Drive Belt
- Dayco OEM Tensioner
- New Idler Pulley
- ARP Stainless 12-Point Hardware Kit
- Detailed Installation Book

This modern powerful engine is very a popular choice for hot rodders and custom truck builders around the world. We took a simple, yet elegant design approach to this new Front Runner bracket system. This system retains the factory Ford alternator and water pump drive located on the left (driver) side of the OEM engine drive. We then added our own precision-machined compressor cradle and power steering pump mount to the right (passenger) side for a compact and super strong assembly. The power steering reservoir (not included) is remote mounted to the vehicle.

Note: Ford Motorsports recommends a heater control valve bypass to maintain continuous coolant flow through the right bank of Coyote engines.

Heater Hose "H" Crossover Pipe 2
344470 5/8" Hose Bib



All Coyote based engines must use a bypass to prevent overheating the driver's side cylinder head. Use #344470



Rear view of Front Runner compressor mounting bracket

Ford Coyote Front Runner™ Drive System 3

174020 With Power Steering

Kit includes: All items listed below left

174007 Without Power Steering **NEW!** 3

Kit includes: All items below except power steering bracket, pump, tensioner and pulley.

Front Runner Is a Trade Name of Vintage Air Inc.

Notes:

1. This kit is not compatible with timing covers machined for Ford Racing supercharger, including the "Aluminator" crate engines.
2. Timing cover on 2017 - up "truck 5.0L may require modifications.

NOTE: Our Front Runner is compatible with these timing cover designs on Coyote engines. Ford offers many different designs, so please confirm yours




Original Timing Cover




Revision 1-Timing Cover with different boss on cover



Revision 2-Timing Cover with different boss on cover

2  **WARNING:** This product can expose you to chemicals including Chromium (hexavalent compounds), which is known to the state of California to cause cancer and birth defects or other reproductive harm. For more information, go to [www. P65Warnings.ca.gov](http://www.P65Warnings.ca.gov)

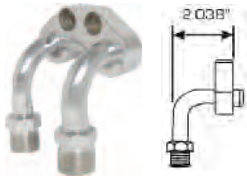
3  **WARNING:** This product can expose you to chemicals including lead and lead compounds, which is known to the state of California to cause cancer and birth defects or other reproductive harm. For more information, go to www. P65Warnings.ca.gov



Front Runner Replacement Compressor 2

New 7B10 Model 7176 for Front Runner™

- 046768-MTR** Standard Finish (Drilled)
- 046769-MTQ** Polished Finish (Drilled)
- 046770** Chrome Finish (Drilled)



Compressor Block Fittings 2

- 342310** Front Runner TiteFit Line Kit
- 342311** Front Runner TiteFit Line Kit, fully polished as shown



External Fan Alternators For Original Design Front Runners See page 85

Internal Fan P101 Front Runner Alternators 3

- 170 Amp standard design for GM Front Runner**
- 040707** Natural Finish Mechman
- 040708** Polished Mechman
- 042918** Chrome Mechman
- 170 Amp standard design for Ford Front Runner**
- 042919** Natural Finish Mechman
- 042920** Polished Mechman
- 042921** Chrome Mechman
- 320 Amp design for GM Front Runner System**
- 042930** Natural Finish Mechman
- 042931** Polished Mechman
- 042932** Chrome Mechman
- 320 Amp design for Ford Front Runner**
- 042933** Natural Finish Mechman
- 042934** Polished Mechman
- 042935** Chrome Mechman
- 220013** 4-Gauge Wire Cable Kit for Internal Fan Alternators
- 220009** Power wire boot



Compressor Clutch Cover 2

- 04407-MCA** Machined Finish
- 04408-MCP** Polished Finish
- 044095** Chrome Finish
- 044093** Black Anodized Finish

Belt Tensioner Cover 2

- 39803-CUA** Machined Finish
- 39804-CUP** Polished Finish
- 398002** Chrome Finish
- 044091** Black Anodized Finish



Front Runner Replacement Waterpumps 2

- 72111-SCR** Small Block Chevy
- 72213-BCR** Big Block Chevy
- 721000-SFR** Small Block Ford
- 721010** LS Chevy/GM (standard)
- 721013** Edelbrock LS (cartridge)
- 722001** For cast LS/LT1 (cartridge)



Steel Heater Hose Nipples 2

All fittings below are 1/2" NPT to 5/8" Hose

- 501002-SUR** Stainless Standard (1-3/16" Length)
- 50101-SUR** - Stainless Long (2-7/8" Length)
- 501012** - Stainless 45° Angled (included with BBC kit)
- 501011** - Extended 45° Angled (included with SBC kit)



ProLine LS Swivel Water Neck 2

- 706002** Polished
- 706006** Black Anodized
- Polished aluminum designed specifically for our Front Runner applications. (Fits LS 1 or 2 type water pumps only)
- 707101** Stant Thermostat for LS swivel water necks (Stant 186 Degree #14948).

Front Runner System Power Steering Accessories



Power Steering Pump 2

851001 Aluminum TC pump with plastic reservoir. Shaft diameter .6647" +/- .0002" (3.0-3.5 GPM).



851002 Aluminum TC pump without reservoir. Shaft diameter .6647" +/- .0002" (3.0-3.5 GPM)

851003 Aluminum pump for Coyote applications.

722050 Remote mount aluminum reservoir.



Hose Kits 2

- 852008** - 1965-81 GM except Corvette
- 852009** - Mustang II
- 852012** - Ford Fox Body (1979-2004)
- 852014** - GM 1982-98 (Fox body rack & pinion has external hardlines)

Steering Hardline 2

- 852015** TiteFit Hardline Silver Zinc Nickel Plated Steel
- 852016** TiteFit Hardline Black Zinc Nickel Plated Steel



Shows Mounting Position Pump Not Included



Banjo Fitting Kit 2

852010 6-piece kit for DSE Hose (high pressure outlet) includes washers



Banjo Fitting Kit 2

852011 6-piece kit includes washers for -6AN Fitting
182011 Crush washers (2 required)



Flow Control Valve

852001 For Mustang II Rack & Pinion. (reduces flow to 2.0 GPM)





ENGINE BRACKETS 2

Exclusive Vintage Air ProLine Aluminum Chevy Small Block Engine Bracket Kit

This beautiful bracket package mounts the compressor and alternator up high for maximum clearance in tight engine bays. Made from polished 3/8" CNC machined aluminum for ultimate appearance and durability. Fits all SB Chevy engines without drilling and tapping holes into cylinder heads. Fits with most valve covers up to 3-3/8" tall. Proven, easy to adjust turnbuckle type stainless steel belt adjusters. Accepts one-wire 12SI or CS130 type alternator (See page 77 for alternators). Includes all hardware to mount Sanden type compressor and alternator. **For Non-Vortec Small Block Chevy**

172170-SCQ For Small Block Chevy short water pump - Fit with "Air Gap" manifolds

17227-VCQ For Small Block Chevy long water pump - (will not fit with "Air Gap" manifolds or LT type alternator)

16500-VUQ
Replacement turnbuckle stainless steel adjuster 3/8" x 3/8" thread
Adjusts from 4 1/2" to 6 1/2"



Polished Aluminum!



Shown with optional TiteFit lines and clutch cover (sold separately)

Steel Chevy Small Block Top Mount Engine Brackets

Steel-eez Top-Mount Brackets, Compressor/Alternator

Mounts for compressor and alternator. Fits Chevy cylinder heads without bolt holes. Bolts to water pump and intake manifold. Clears most tall valve covers.

SHORT WATER PUMP

- 15112-VCB** Compressor Only (passenger side)
- 15801-VCB** Alternator Only (driver side)
- 15111-VCB** Compressor Only (driver side)
- 15803-VCB** Alternator Only (passenger side)

LONG WATER PUMP

- 15122-VCB** Compressor Only (passenger side)
- 15804-VCB** Alternator Only (driver side)
- 15121-VCB** Compressor Only (driver side)
- 15806-VCB** Alternator Only (passenger side)

Steel-eez Extra-Clearance Top-Mount Brackets

Mount for compressor and alternator when using tri-power or dual quad carbs. Bolts to water pump and intake. No head bolt holes required. Clears most tall valve covers. Moves compressor and alternator forward to clear intake oil filler. Similar to top mount photo at left.

SHORT PUMP

- 15109-VCB** Compressor Only (passenger side)
- 15800-VCB** Alternator Only (driver side)

LONG PUMP

- 15119-VCB** Compressor Only (passenger side)
- 15807-VCB** Alternator Only (driver side)

Steel Chevy Small Block Side Mount Engine Brackets

Steel-eez Side-Mount Brackets, Compressor/Alternator

Mounts compressor and alternator. Designed for low hood clearance applications. Will fit Chevy cylinder heads without bolt holes. Bolts to water pump and exhaust manifold.

SHORT PUMP

- 15126-SCA** Compressor Only (passenger side)
- 15826-SCA** Alternator Only (driver side with OEM iron exhaust manifolds)
- 15127-SCA** Compressor Only (passenger side with tube headers)
- 15827-SCA** Alternator Only (driver side with headers)
- 15410-VCB** Compressor Only (driver side)
- 15811-VCB** Alternator Only (passenger side)

LONG PUMP

- 15123-VCB** Compressor Only (driver side)
- 151110** Compressor Only (driver side with tube headers)
- 15311-VCB** Compressor Only (passenger side)
- 158105** Compressor Only (passenger side) head-mounted (Will work on 1969-86 cast heads by drilling and tapping one hole for upper mounting point)
- 15839-VCB** Alternator Only (driver side)
- 151583** Compressor/Saginaw Power Steering

Steel Chevy VORTEC Small Block Top Mount Engine Brackets

Compressor/Alternator Brackets (not shown but similar positioning as top photo)
(For '87 and newer SBC with center-bolt valve covers)

SHORT PUMP

- 15141-VCB**
Compressor (passenger side)
- 15142-VCB**
Alternator (driver side)

(Note: Will not fit aluminum "Fast Burn" GM heads)

LONG PUMP

- 15151-VCB**
Compressor (passenger side)
 - 15152-VCB**
Alternator (driver side)
- (Note: Will not fit aluminum "Fast Burn" GM heads)

Steel Chevy Small Block Side Mount Engine Brackets

Brackets, Compressor/Alternator

(For '87 and newer SBC with center bolt valve covers)

SHORT PUMP

- 15145-VCB** Compressor (passenger side)
- 15146-VCB** Alternator (driver side)

LONG PUMP


- 15155-VCB** Compressor (passenger side)
- 15156-VCB** Alternator (driver side)



Top Mount Shown



Side Mount Shown



VORTEC Side Mount Shown

Pulleys shown not included in bracket kits. See page 86 for Chevy steel pulleys.



Chevelle Brackets Shown



Tune Port Mount Shown



Water Pump Riser Kit

Chevelle Application Small Block Chevy Engine Brackets (1964-67)

Alternator/Power Steering Mounts

148000 - Small block, short pump alternator and power steering pump brackets

149000 - Small block, short pump power steering pump bracket

(Note: Requires double groove power steering pump pulley if used with Vintage Air compressor and alternator brackets. Originally designed for 64-67 Chevelle, but may fit other Chevy small block applications)

Chevy Small Block Tune Port Engine Brackets

Compressor/Alternator

Designed to fit tuned port systems. Brackets bolt to heads and water pump. Most applications require drilling and tapping one hole in passenger side head. **(With non-Vortec heads)**

SHORT PUMP

15110-VCB Compressor only (passenger side)

15802-VCB Alternator only (driver side)

LONG PUMP

15120-VCB Compressor only (passenger side)

15808-VCB Alternator only (driver side)

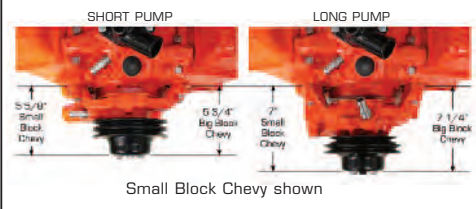
Pulleys shown not included in bracket kits. See page 86 for Chevy steel pulleys.



NOTE: Using an OEM compressor/alternator mounting bracket? See page 65 for our R4 to Sanden type compressor mounting adapters

Chevy Long & Short Water Pump Dimensions

To get the correct bracket kit for your Chevy engine, we must know which water pump style your engine uses. These photos will help you identify between short and long-style pumps.



Small Block Chevy Water Pump Riser Kit

Small Block Chevy Water Pump Riser Kit With Brackets

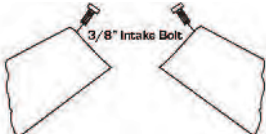
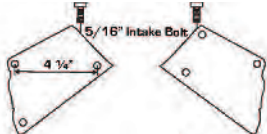
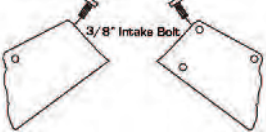
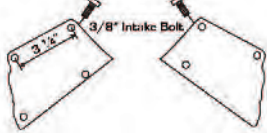
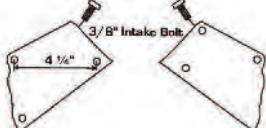
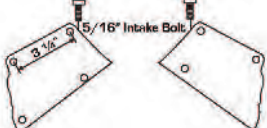
Cast aluminum water pump riser raises fan 5" on small blocks for extra fan clearance. For V8 and V6. **Kit includes:** Compressor & alternator brackets and all required mounting hardware.

19212-VCB Small Block Chevy water pump riser kit (must use '63-'75 Chevy 6-Cyl. 250 cu. in. water pump)

'32 Ford Radiator Shroud For Use With Pump Riser 372032 (Use with our 17" engine-driven fan on page 84)



Small Block Chevy Cylinder Head Bolt Patterns

<p>1955-68 Cast Iron</p>  <p>3/8" Intake Bolt</p>	<p>1996-99 Cast Iron VORTEC</p> <p>Note: 5/16" intake bolts go straight down. Aftermarket heads may vary. Check passenger side head dimension.</p>  <p>5/16" Intake Bolt</p> <p>4 1/4"</p>
<p>1969-86 Cast Iron</p>  <p>3/8" Intake Bolt</p>	<p>1986-91 Corvette Aluminum 1992-96 LT-1 ZZ Small Block</p> <p>Note: Aftermarket heads may vary. Check passenger side head dimension.</p>  <p>3/8" Intake Bolt</p> <p>3 1/4"</p>
<p>1987-95 Cast Iron</p> <p>Note: Aftermarket heads may vary. Check passenger side head dimension.</p>  <p>3/8" Intake Bolt</p> <p>4 1/4"</p>	<p>Aluminum Fast Burn</p> <p>Note: Aftermarket heads may vary. Check passenger side head dimension.</p>  <p>5/16" Intake Bolt</p> <p>3 1/4"</p>

WARNING: This product can expose you to chemicals including Chromium (hexavalent compounds), which is known to the state of California to cause cancer and birth defects or other reproductive harm. For more information, go to www.P65Warnings.ca.gov



STEEL ENGINE BRACKETS 2

Chevy V8 Big Block Engine Applications

Big Block Chevy Top-Mount Brackets, Compressor/Alternator

Bolts to heads and water pump. Compressor bracket comes complete with idler assembly. Brackets may be used individually or as a matched pair. Will clear tall valve covers.

SHORT PUMP

15132-VCB Compressor Only (passenger side)

15331-VCB Alternator Only (driver side)

LONG PUMP

15131-VCB Compressor Only (passenger side)

15332-VCB Alternator Only (driver side)

Big Block Chevy Side-Mount Brackets, Compressor/Alternator

Designed for low hood-clearance applications. Bolts to heads and water pump. Brackets may be used individually or as a matched pair.

SHORT PUMP

15134-VCB Compressor Only (passenger side)

15820-VCB Alternator Only (driver side)

15133-VCB Compressor Only (driver side)

15821-VCB Alternator Only (passenger side)

LONG PUMP

15137-BCA Compressor Only (passenger side)

15838-VCB Alternator Only (driver side)

151370-BCA Compressor Only (driver side)

Chevy V8 Small & Big Block Engine Applications

Small & Big Block Chevy, Low-Mount Compressor Bracket

Bolts to fuel pump mounting flange. May be driven off crank and fan pulleys or crank pulley only. Requires use of remote fuel pump.

SHORT PUMP

15540-VCB SB, low compressor bracket

15136-VCB BB, low compressor bracket

LONG PUMP

15541-VCB SB, low compressor bracket

Small & Big Block Chevy, Low-Mount Alternator Bracket

Allows mounting of alternator down low on either the driver or passenger side of small or big block engines. Designed with a built-in belt adjuster. (Passenger side mounting requires remote fuel pump.)

SHORT PUMP

15830-VCB SB, short pump (driver side)

15832-VCB SB, short pump (passenger side)

15836-VCB BB, short pump (driver side)

LONG PUMP

15834-VCB SB, long pump (driver side)

15837-VCB BB, long pump (driver side)

Small & Big Block Chevy, Low-Mount Power Steering Bracket

Chevrolet non-metric power steering pumps with attached reservoir on small or big block engines. Works with A/C and alternator brackets. Designed with built-in belt adjuster.

SHORT PUMP

15814-VCB SB with short pump*

15815-VCB BB with short pump*

(* Will not work on Chevilles, '70 and later Camaros, Corvette or '76 and later Novas)

LONG PUMP

15816-VCB SB with long pump

(Requires double-groove power steering pump pulley)

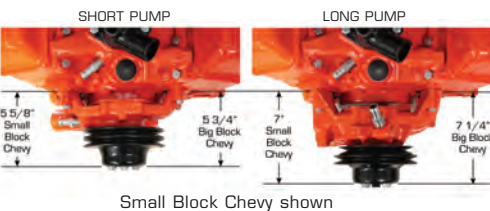
Chevy W Engine Applications

15812-VCB Chevy 348/409 Alternator (driver side)

15409-VCB Chevy 348/409 compressor (passenger side)


Chevy Long & Short Water Pump Dimensions

To get the correct bracket kit for your Chevy engine, we must know which water pump style your engine uses. These photos will help you identify between short-and long-style pumps.




Small Block Chevy shown

Pulleys shown not included in bracket kits. See page 78 for Chevy steel pulleys.



Top-Mount Bracket Kit



Side-Mount Bracket Kit



Low Mount Compressor Bracket



Low Mount Alternator Bracket



Low Mount Power Steering Bracket

Pulleys shown not included in bracket kits. See page 86 for Chevy steel pulleys.



142401 Shown with Included Double Groove Pulley



146037 Shown

Chevy Six Cylinder Engine Applications

- 152730** 216 and 235 Chevy 1954-earlier driver-side top-mount alternator bracket / bottom-mount compressor bracket
- 142401** 235-261 Chevy 1955-'62 blocks (shown at left) driver-side top-mount alternator bracket/bottom mount compressor bracket. **Includes new double-groove 6-cyl harmonic balancer**
(Note: May not clear some factory air cleaner assemblies)
- 142400** 270 Compressor/Alternator bracket kit. **Includes new double-groove 6-cyl harmonic balancer**
- 152830** 235 Chevy 1955-62 driver-side top-mount alternator bracket/bottom-mount compressor bracket
- 146037** 230/250 Chevy 1963-84 driver-side top-mount alternator and bottom mount compressor combination bracket **(Note:** Not designed for power steering applications)
- 15249-VCB** 250 Chevy 1963-84 right side mount **(Note:** Will not fit with HEI distributor)
- 152500** 194/230/250/292" Chevy 1962-84 passenger-side bottom mount compressor bracket kit. **(Note:** Works with power steering and HEI distributor)

OEM LS Engine Drive System Adapter Brackets (Side Mount)

This bracket system is designed to install a Sanden compressor onto the original engine accessory drive on GM LS Series engines. **All brackets below include new tensioner.**

- 141826** Corvette LSX A/C Bracket Kit for engines with Corvette, Cadillac CTS-V & Pontiac G8 accessory drive (crank pulley and water pump)
- 141827** F- Body/GTO LSX A/C Bracket Kit for engines with F-Body/GTO accessory drive (crank pulley and water pump)
- 141828** Chevy Truck LS A/C Bracket Kit for engines with truck or 2010-2015 Camaro accessory drive (crank pulley and water pump) **(NOTE:** For use with **04709-VMA** compressor)

Camaro/Firebird/F Body LS Drive System Bracket (Low Mount)

This compressor bracket system is designed to replace the factory A/C compressor with an aftermarket Sanden type compressor. A/C compressor is driven off the factory inner four grooves of the LS1 Camaro harmonic balancer. Bracket kit includes: steel mounting brackets, mounting hardware, automatic belt tensioner, Dayco four-rib drive belt and illustrated instructions for easy installation.

- 141811** Corvette LS compressor mount bracket kit. Crank center line to outer edge of compressor is 11.75". (Not shown, similar to 141809 above) **(NOTE:** For use with 04709-VMA compressor)
- 141809** Camaro / Firebird compressor mount bracket kit (top left photo). Crank center line to outer edge of compressor is 11.75"
- 141810** GM Truck / Escalade LS compressor mount bracket kit (lower left photo). Crank center line to outer edge of compressor is 11.75"
- 141813** Low mount, LSA bracket designed to mount 7B10 compressor when using Corvette balancer
- 141815** Low mount, F-body and GTO
- 141814** Low mount, truck and 2010-15 Camaro

OEM GM Truck LS Drive System Adapter Brackets (High Mount)

- 141812** Chevy Truck LS A/C Bracket Kit for engines with truck or 2010-2015 Camaro accessory drive (crank pulley and water pump) **(NOTE:** For use with **04670-MTA** compressor)

Note: Mounts Sanden 7B10 compressor high and tight on passenger side for frame and suspension clearance in some classic and muscle car engine swaps.



Pulleys shown not included in bracket kits. See page 78 for Chevy steel pulleys.



141826



141811



141813



141828



141810



141812



WARNING: This product can expose you to chemicals including Chromium (hexavalent compounds), which is known to the state of California to cause cancer and birth defects or other reproductive harm. For more information, go to www.P65Warnings.ca.gov

STEEL ENGINE BRACKETS 2

Engine Accessory Mounting Brackets - Compressor/Alternator/Power Steering 2

Simple, economical solutions to get your classic car or truck air conditioned with ease. Steel plate brackets allow mounting of A/C compressor, alternator and power steering (if applicable) with proper alignment and support.

Ford Engine Applications

15111-VFB	170/200 6-cylinder compressor bracket. Passenger-side. Not for 1966-77 Bronco (Note: Will not work with tube-type header)
131138	223 6-cylinder compressor/alternator bracket with crankshaft pulley (driver-side)
131119	240/300 6-cylinder 1965-72 compressor bracket and crankshaft pulley (driver-side)
131111	272/312 Y-Block comp/alt bracket kit. Uses rear exit compressor (passenger-side) (Note: Requires 3-groove crankshaft pulley or 2-groove add-on pulley, 730004 shown on Page 85)
137110	292/312" Y-Block V8 for 1955-57 T-Bird comp/ generator kit (7B10 Compressor #046712) (Note: This bracket retains the OEM 12 volt generator)
137100	292/312" Y-Block V8 for 1955-57 T-Bird comp/ alternator* kit (7B10 Compressor #046712) (Note: Requires GM 12SI style alternator-available separately - see page 85)
131105	289/302/351 Windsor driver-side top-mount compressor bracket
131107	260/289/302/351 Windsor driver-side mid-mount compressor bracket (Note: fits pass. side water pump inlet and 3-bolt balancer)
131108	260/289/302/351 Windsor driver-side power steering bracket (Note: fits pass. side water pump inlet and 3-bolt balancer)
131112	260/289/302 passenger-side alternator bracket (fits pass. side water pump inlet and 3-bolt balancer)
137130	5.0L Fox Body 1982-93 adapts OEM serpentine drive to 7B10 type compressor
131351	351 Ford Cleveland V8 (driver-side)
131005	332/352/360/390/406/410/427/428 FE V8 compressor bracket ('65-up) (driver-side)
137000	351M/400 Compressor mount - 76-79 truck and 78-79 Bronco engine
137021	351M/400/429/460 Saginaw power steering add-on kit. Works with 137000 or 137020 compressor bracket. Uses Saginaw pump (not included).
137012	351M/400/429/460 Ford power steering add-on kit -76-79 truck and 78-79 Bronco engines. Uses early (65-78) and later 79-96 Ford pump (not included). Works with 137000 or 137020 compressor brackets.
137020	429/460 Ford compressor mount bracket - 76-79 truck and 78-79 Bronco engines
137023	429/460 Ford alternator low mount bracket (pass.side) - 76-79 truck & 78-79 Bronco engines

Ford Flathead Engine Applications

Uses GM alternator and Sanden type compressor. Offset water neck available for '49-53 engines. Single wide-groove compressor and alternator available for all installations.

Will not fit with tri-power or Super Dual set-up.

131002	1937-1948 Flathead comp/alternator for use with single wide-groove compressor pulley
131003	1949 Flathead comp/alternator for use with single wide-groove compressor pulley
131004	1950-53 Flathead comp/alternator for use with double standard-groove pulley (Note: requires offset water necks - 2 per bracket)
70654-VUQ	Polished aluminum offset water neck
739001	Chrome GM wide-groove alternator pulley


Note: Must use electric fan with these brackets.



131111 Y-Block bracket



137100 T-Bird Y-Block bracket



131107 Small Block Ford compressor bracket with **131108** power steering bracket and **131112** alternator bracket. (NOTE: Pass. side water pump inlet)



137020 429/460 Ford compressor bracket with **137012** power steering bracket and **137023** alternator bracket.



131004 Flathead bracket



WARNING: This product can expose you to chemicals including Chromium (hexavalent compounds), which is known to the state of California to cause cancer and birth defects or other reproductive harm. For more information, go to [www. P65Warnings.ca.gov](http://www.P65Warnings.ca.gov)



Pulleys shown not included in bracket kits. See page 78 for optional pulleys.



161002 Big Block Mopar bracket



162774-SDA Small Block Mopar bracket



15500-VCB Cadillac 472/500

Pulleys shown not included in bracket kits. See page 86 for optional pulleys.

Mopar Engine Applications

162774-SDA	Mopar 318, 340, 360 V8 with power steering, without smog pump 1970 to 1978, compressor (passenger side) and alternator bracket, passenger side water pump inlet only.
161002	Mopar 383/440 compressor and alternator (with power steering only)
166009	1966-70 Mopar 383/440 water pump tensioner kit
161010	TRW power steering pump bracket kit
151007	1955-58 Chrysler 331, 354 Hemi and 301, 331, 354 Poly. Mounts compressor & alternator (includes crank pulley kit, driver-side. Note: requires O42916 alternator and O4807 compressor)

Buick Engine Applications

151102	Buick 401/425 Nailhead (1963-65 Riviera only) (passenger-side)
151101	Buick 401/425 Nailhead compressor and alternator (passenger-side)

Cadillac Engine Applications

15499-VCB	Cadillac 425 with stock intake manifold
15500-VCB	Cadillac 472/500 with Edelbrock intake manifold
15501-VCB	Cadillac 472/500 with stock intake manifold

Chevy W Engine Applications

15812-VCB	Chevy 348/409 Alternator (driver side)
15409-VCB	Chevy 348/409 compressor (passenger side)

Oldsmobile Engine Applications

141008	Oldsmobile 1968 & Up 350-455 (factory air car, passenger side)
141009	Oldsmobile 1968 & Up 350-455 (non-air car, driver side)
141026	Oldsmobile 1977-79 403 compressor (passenger side)

Pontiac Engine Applications

141001-PPA	Pontiac 1964-81 Pontiac 301-455 (passenger side)
-------------------	--

Studebaker Engine Applications

151590-SSA	Studebaker 259/304 V8 without power steering (passenger-side)
151593-SSA	Studebaker 259/304 V8 with power steering. (passenger-side)

Toyota Engine Applications

158217	Toyota FJ-40 Landcruiser with original 6 cylinder
158209	Toyota FJ-40 Landcruiser with GM alternator bracket

Compressor Mounting Adapter Brackets / Spacers 2



141805 Sanden type / R4 multi-groove conversion bracket. (1988-95 Chevy truck small block with stock height valve covers).



151585 Serpentine R4 to 7B10 adapter bracket (fits 1988-92 GM "F" and "B" body, and 1988-89 GM and Chevy trucks).

151015

U-Weld Fabricator's bracket for mounting Sanden type 508 or 709 compressor
Requires welding and fabrication by customer to complete

15815-VUB

Adapter plate. Sanden type compressor to York compressor bracket.

180920

24 piece assortment of steel spacers to aid mounting fabricators bracket installs.




All New - No Rebuilds!
V-Belt or Serpentine Pulley Available



508 Compressor

The 508 compressor is recommended for any Vintage Air system. It pumps 8.4 cubic inches per revolution with a maximum 6000 sustained RPM range. Available in standard finish or polished as shown. Fits all Vintage Air brackets (see pages 60-65).



V-Belt
Standard Finish

- 04808-VUA**
Double V-groove pulley, standard finish
- 04808-VUQ**
Double V-groove pulley, polished finish
- 04808S**
Double V-groove pulley, chrome finish



Multi-Groove
Polished Finish

- 04808-VMA**
7-Groove serpentine pulley, standard finish
- 04808-VMQ**
7-Groove serpentine pulley, polished finish
- 048086**
7-Groove serpentine pulley, chrome finish


508 Rear Exit Compressor

Excellent solution to low hood clearance issues. 508 compressor with rear exit #8 and #10 male O-ring fittings. Compatible with standard female O-ring fittings on page 78. For 90-degree TiteFit fittings, see page 76.



V-Belt
Standard Finish

- 047000-SUR**
Double V-groove pulley, rear exit, standard finish
- 047001-SUQ**
Double V-groove pulley, rear exit, polished finish
- 047005**
Double V-groove pulley, rear exit, chrome finish



Multi-Groove
Polished Finish

- 047002-MUR**
7-Groove serpentine pulley, rear exit, standard finish
- 047003-MUQ**
7-Groove serpentine pulley, rear exit, polished finish
- 047006**
7-Groove serpentine pulley, rear exit, chrome finish

709 Compressor

The 709 compressor is recommended for any Vintage Air system. It pumps 9.5 cubic inches per revolution with a maximum 6000 sustained RPM range. Available in standard finish or polished as shown. Fits all Vintage Air brackets (see pages 68-73).



V-Belt
Standard Finish

- 04709-VUA**
Double V-groove pulley, standard finish
- 04709-VUQ**
Double V-groove pulley, polished finish
- 047090**
Double V-groove pulley, chrome finish



Multi-Groove
Polished Finish

- 04709-VMA**
7-Groove serpentine pulley, standard finish
- 04709-VMQ**
7-Groove serpentine pulley, polished finish
- 047010**
7-Groove serpentine pulley, chrome finish
- 046700-KUR**
8-Groove serpentine pulley, standard finish, 7-cylinder 9.5 c.i.
- 046701-KUQ**
8-Groove serpentine pulley, polished finish

709 Rear Exit Compressor

Excellent solution to low hood clearance issues. 709 compressor with rear exit #8 and #10 male O-ring fittings. Compatible with standard female O-ring fittings on page 78. For 90-degree TiteFit fittings, see page 76.



Multi-Groove
Polished Finish

- 047007**
7-Groove serpentine pulley, rear exit, standard finish
- 047008**
7-Groove serpentine pulley, rear exit, polished finish
- 047009**
7-Groove serpentine pulley, rear exit, chrome finish

Notes:

1. Always use a compressor safety switch. See page 75.
2. Compressors are available with a V-belt or serpentine pulley.
3. Compressor dimension drawings. See page 93.

1 **WARNING:** This product can expose you to chemicals including Styrene, which is known to the state of California to cause cancer. For more information, go to www.P65Warnings.ca.gov

2 **WARNING:** This product can expose you to chemicals including Chromium (hexavalent compounds), which is known to the state of California to cause cancer and birth defects or other reproductive harm. For more information, go to www.P65Warnings.ca.gov

Single Wide-Groove 508

The 508 compressor is recommended for any Vintage Air system. Fits all Vintage Air brackets (see pages 68-73).

Single V-Belt
Standard Finish



04808-SWA

Single wide-groove pulley, standard finish (3/4" Belt)

04808-SWQ

Single wide-groove pulley, polished finish (3/4" Belt)

048080

Single wide-groove pulley, chrome finish (3/4" Belt)

Note:
The single wide-groove pulley measures 5/8" wide at outer-groove edge. You must use a 3/4" wide belt for proper belt contact and grip.

Direct GM Truck/SUV Replacement Compressor

Bolts into accessory drive mounts on most GM engines from 1996 to 2000. Chevy and GMC 4.3 six and 5.0, 5.7 V8's. Also Cadillac Escalade 5.7 and Olds Bravada 4.3 engines.

Multi-Groove
Standard Finish



046440-MTR

6-Groove serpentine pulley, standard finish

046441-MTQ

6-Groove serpentine pulley, polished finish

7B10 Compressor

Front Runner Drive Replacement Units

Compact but high-performance compressor used on our award-winning Front Runner™ Accessory Drive systems. It pumps 6.1 cubic inches per revolution with a maximum 9000 sustained RPM range. Use only with our pulleys engineered specifically for this compressor, (Model 7B10).



V-Belt
Standard Finish

046702

Double V-groove pulley, standard finish

046703

Double V-groove pulley, polished finish

046704

Double V-groove pulley, chrome finish



Multi-Groove
Polished Finish

04670-MTA

6-groove serpentine pulley, standard finish

04670-MTQ

6-groove serpentine pulley, polished finish

046705

6-groove serpentine pulley, chrome finish

Optional Accessories & Components



Aluminum Compressor Clutch Covers 2

Smooth custom look keeps compressor clutch clean.

04400-VUQ - for 508 compressor

Machined clutch cover, V-groove and multi-groove

04401-VUQ - for 508 compressor

Polished clutch cover, V-groove and multi-groove

044094 - for 508 compressor

Chrome clutch cover, V-groove and multi-groove

044100 - for 508 compressor

Black anodized clutch cover, V-groove and multi-groove

044096 - for 709 compressor

Machined clutch cover, V-groove and multi-groove

044098 - for 709 compressor

Polished clutch cover, V-groove and multi-groove

044097 - for 709 compressor

Chrome clutch cover, V-groove and multi-groove

044099 - for 709 compressor

Black anodized clutch cover, V-groove and multi-groove

04407-MCA - for 7B10 compressor

Brushed Front Runner, multi-groove compressor clutch cover

04408-MCP - for 7B10 compressor

Polished Front Runner, multi-groove compressor clutch cover

044095 - for 7B10 compressor

Chrome Front Runner, multi-groove compressor clutch cover

044093 - for 7B10 compressor

Black anodized Front Runner, multi-groove compressor clutch cover

All Compressors Are Pre-charged With Nitrogen

When your system arrives you will see plugs or caps on both the high and low pressure ports. We precharge every compressor with nitrogen to protect the unit from moisture and contamination which could cause system failure. And to know there are no issues with the compressor when shipped.

Do not remove these caps until you have completed the entire installation and are ready to attach the refrigerant lines.

Compressor/Evaporator Shipping Caps 1

If you should need to ship your compressor to us for service or replacement, these caps will keep the compressor refrigerant from leaking into the packaging.

317008-VUR

#6 pressure cap



317009-VUR

#8 pressure cap



317010-VUR

#10 pressure cap



Replacement Compressor O-Rings

338604

7B10 #8 O-Ring



338605

7B10 #10 O-Ring

Never reuse fitting O-rings when removing or opening the refrigerant lines.

Belt Fitment

Proper belt seating is critical for compressor operation and belt life. Belt should contact and drive sides of the pulley groove (not the bottom channel of pulley).

Correct Incorrect



17/32" Belt = 17 Series Belt Size



TITE FIT LINES / COMPRESSOR ADAPTERS

Exclusive Patented Designs!



35135-VUQ-A
Rear-routed suction line. Fits ProLine compressor bracket



35136-VUQ-A
Front-routed suction line. Fits ProLine compressor bracket



35137-VUQ-A
For vehicles using top-mount Steel-ee compressor bracket

TiteFit Aluminum Hardline Kits 2

These TiteFit Line kits create a compact and professional looking refrigerant line routing down and close to your engine. With ProLine TiteFit nuts built onto the fully polished lines (-VUQ numbers) these kits also include machined aluminum line clamps for extra support. For 134a systems.

For Use with Vintage Air ProLine Compressor Bracket Page 68

- 35135-VUQ-A**
TiteFit line kit, rear-routed suction line
- 35135-VUQ-A**
TiteFit line kit, rear-routed suction line (polished)
- 35136-VUQ-A**
TiteFit line kit, front-routed suction line
- 35136-VUQ-A**
TiteFit line kit, front-routed suction line (polished)
- 38110-VUQ**
Double line clamp with bracket and hardware only (Included with all "-VUQ" TiteFit kit part numbers)

For Use with Our Steel-ee® Compressor Brackets Page 68-73

- 35137-VUQ-A**
TiteFit line kit for vehicles using top-mount steel-eez compressor bracket
- 35137-VUQ-A**
TiteFit line kit for vehicles using top-mount steel-eez compressor bracket (polished)
- 38112-VUQ**
Double line clamp with bracket and hardware only (Included with all "-VUQ" TiteFit kit part numbers)

90 Degree TiteFit Fittings 2

- 366100**
#6 TiteFit 90° A/C fitting
- 366101**
#8 TiteFit 90° A/C fitting
- 366102**
#10 TiteFit 90° A/C fitting

7B10 Compressor Refrigerant Line O-ring Adapter Kit 2

Includes 7B10 #8 and #10 O-ring adapter block, O-rings, and mounting bolts

- 045003** - Adapter block kit machined
- 045004** - Adapter block kit polished





OEM Compressor Refrigerant Line O-ring Adapters 2

- 34108-VUG** - GM A-6 and R4 early-style compressor adapter block kit with bolt and O-rings
- 33602-VUI** - GM A-6 and R4 offset flange pad seal washer kit
- 33600-VUI** - GM A-6 and R4 seal washer for non-O-ring compressor
- 341080** - GM A-6 and R4 complete kit (all 3 above parts)
- 338604** - 7B10 Sanden #8 replacement O-ring
- 338605** - 7B10 Sanden #10 replacement O-ring

- 045024** - GM vertical compressor rear adapter block - 90° fitting angle
- 045017** - Ford-style compressor block
- 045018** - Ford-style compressor block - 45° fitting angle

- 045021** - Chrysler HEMI # 10 compressor block with O-ring
- 045022** - Chrysler HEMI # 8 compressor block with O-ring
- 338617** - # 10 compressor block O-ring only
- 338618** - # 8 compressor block O-ring only



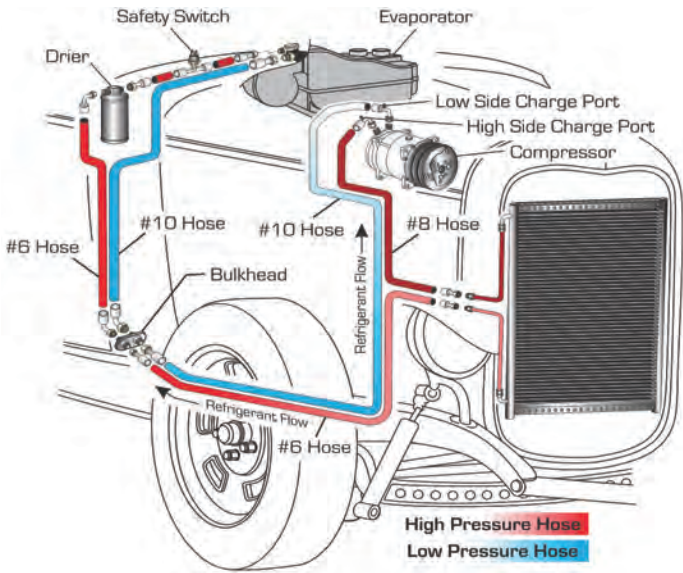
Extreme Environment Testing

We leave nothing to chance. We began using the very best technology available to us when engineering our systems and components. This is our president, Rick Love's, '39 Ford in the Sanden Corporation's Extreme Environment Wind tunnel being run hard in super heated and very cold temperature ranges to test the performance of some of our systems. When you get your air conditioning package, you'll know it is ready to perform!

2 **WARNING:** This product can expose you to chemicals including Chromium (hexavalent compounds), which is known to the state of California to cause cancer and birth defects or other reproductive harm. For more information, go to [www. P65Warnings.ca.gov](http://www.P65Warnings.ca.gov)



STANDARD BARRIER REFRIGERANT LINE KITS / FITTINGS



Fittings For Standard Vintage Air Hose 2

Beadlock O-Ring Fittings with 134a Service Ports				
		#6 Fitting	#8 Fitting	#10 Fitting
	Straight with Port	35511-VUG	35512-VUG	35513-VUG
	45 Degree with Port	35521-VUG	35522-VUG	35523-VUG
	90 Degree with Port	35531-VUG	35532-VUG	35533-VUG
	135 Degree with Port	N/A	35542-VUG RH Port	35543-VUG LH Port
	In-Line with Service Port	35825-VUG	35826-VUG	35827-VUG

Beadlock Fitting Refrigerant Hose Kits 2

All Vintage Air line kits use barrier type refrigerant hose for use with HFC-134a and R-12 refrigerants. Includes adequate hose length to connect most universal systems, 14 or 10 assorted O-ring fittings, and refrigerant oil. All hose kits include fittings with service ports. Includes: 6ft. of #6, 4ft. of #8, 5ft. of #10 barrier hose. Standard or extra-length kits available.

14-Fitting Beadlock Hose Kits

31700-VBD

Hose kit w/drier (for 134a beadlock)

31703-VBD

Hose kit w/o drier (for 134a beadlock)

14-Fitting Extended-Length Beadlock Hose Kits

10ft. of #6, 6ft. of #8 and 9ft. of #10 Barrier Hose

547000

Hose kit w/drier (for 134a beadlock)

547001

Hose kit w/o drier (for 134a beadlock)

10-Fitting Beadlock Hose Kits

547004

Hose kit w/drier and 90° (for 134a beadlock)

547003

Hose kit w/o drier and 90° (for 134a beadlock)

12-Fitting Beadlock Hose Kit

315070-VUA

Beadlock kit w/o individual bulkhead fittings (Includes 135° charge ports)



Notes:

14-fitting kits include 135° compressor fittings with service ports and firewall bulkhead fittings.

10-fitting kits do not include individual firewall bulkhead fittings.

Standard Vintage Air Refrigerant Hose 4

Our Barrier Refrigerant Hose for HFC-134a or R-12 Systems, **Sold by the inch.** (Specify Length)



#6 Hose 31854-VUD

5/16" I.D. - 3/4" O.D.
Liquid Hose:
Condenser to Drier
to Evaporator

#8 Hose 31855-VUD

13/32" I.D. - 29/32" O.D.
Discharge Hose:
Compressor
to Condenser

#10 Hose 31856-VUD

1/2" I.D. - 1" O.D.
Suction Hose:
Evaporator
to Compressor

Beadlock T-Fittings For Dual Air Systems

	#6 Fitting	#8 Fitting	#10 Fitting
	358280	N/A	358282

Beadlock O-Ring Fittings

	#6 Fitting	#8 Fitting	#10 Fitting
	35811-VUG	35812-VUG	35813-VUG
	35821-VUG	35822-VUG	35823-VUG
	35831-VUG	35832-VUG	35833-VUG
	35841-VUG	35842-VUG	35843-VUG
	34829-VUG	N/A	N/A

Vintage Air Bulkhead Fittings 2

Bulkhead Beadlock Male Fittings			
Fitting	#6 Hose Fitting	#8 Hose Fitting	#10 Hose Fitting
	35861-VUG	35862-VUG	35863-VUG
	35881-VUG	35882-VUG	35883-VUG



HEATER HOSE KITS / FITTINGS

Standard Beadlock Heater Hose Kits 2

Choose straight or 90° firewall bulkhead fittings. Includes: 10 feet of 5/8" heater hose, 2 standard male O-ring 90 degree bulkhead fittings (or 2 standard straight bulkhead fittings), 2 female O-ring 90 degree fittings and 8 hose clamps.

31400-VUD

90° bulkhead fitting kit with heater hose

31401-VUD

Straight bulkhead fitting kit with heater hose



Heater Hose 4

31800-VUD

5/8" - sold per inch



Molded Heater Hoses 4

099000

90 degree hose 5/8" - A = 4" x B = 6" long

099003

90 degree hose 5/8" - A = 4" x B = 60" long

099006

90 degree hose 3/4" reduced to 5/8" A = 4" x B = 38" long

099010

Straight hose 3/4" reduced to 5/8", 60" long



Line Fitting Wrenches 2

646917

1/4" thick laser cut non-hardened wrench 1- 1/16" x 3/4"

646918

1/4" thick laser cut non-hardened wrench 7/8" x 5/8"



Refrigerant Line Pro Quality Crimp Tools 2

424007

Hydra Crimp Kit, Portable hand held hydraulic crimper, Beadlock A/C Hose, Crimper, 134a

424005

Standard Aluminum Beadlock A/C Hose Crimper, 134a

42400-VUG

Commercial Steel Heavy-Duty Beadlock A/C Crimper, 134a

Vintage Air Standard Heater Fittings 2

Beadlock Fittings		#10 Hose Fitting
Fittings		
	Straight	354100
	45 Degree	354200
	90 Degree	354300
O-Ring Fittings For 5/8" Hose		#10 Hose Fitting
Fittings		
	Straight	121004
	45 Degree	121034
	90 Degree	121018
	135 Degree	121047

Bulkhead Male Heater Fittings 2

O-Ring Bulkhead Heater Fittings For 5/8" Hose		#10 Hose Fitting
Fittings		
	Straight	34215-VUG
	90 Degree	34236-VUG


Extended Bulkhead Heater Fittings 2

O-Ring Bulkhead Heater Fittings For 5/8" Hose		#10 Hose Fitting
Fittings		
	121018 90 Degree Bulkhead Heater Fitting	
	121019 90 Degree Bulkhead Heater Fitting	

Manifold Heater Fittings 2

36033-MPA

Heater Fitting (stainless) 1/2" NPT to #10 Male O-ring



36032-MPA

Heater Fitting (stainless) Straight 3/8" NPT to #10 Male O-ring



341081

Heater Fitting (aluminum) Straight 1/2" NPT to 5/8" Hose



341082

Heater Fitting (aluminum) Straight 3/8" NPT to 5/8" Hose



501012

Heater Fitting (stainless) 45 degree 1/2" NPT to 5/8" Hose



A/C O-Rings For Vintage Air Fittings

331016

#6 O-ring, ten piece pack

331008

#8 O-ring, ten piece pack

331010

#10 O-ring, ten piece pack

331009

Shop Kit Ten piece pack of #6, #8, #10, O-Rings with refrigerant oil tube



41117-VUP

O-ring refrigerant lube oil for fitting and line assembly



ADEL Hose Clamps

31600-VUD 3/8" I.D. for #6 hardline (.200 mounting hole)

31603-VUD 1/2" I.D. for #8 hardline (.200 mounting hole)

316050 5/8" I.D. for #10 hardline (.260 mounting hole)

31602-VUD 3/4" I.D. for #6 A/C hose (.200 mounting hole)

31601-VUD 1" I.D. for #10 A/C hose (.200 mounting hole)

2 **WARNING:** This product can expose you to chemicals including Chromium (hexavalent compounds), which is known to the state of California to cause cancer and birth defects or other reproductive harm. For more information, go to [www. P65Warnings.ca.gov](http://www.P65Warnings.ca.gov)

4 **WARNING:** This product can expose you to chemicals including Carbon Black (airborne, unbound particles of respirable size), which is known to the state of California to cause cancer and birth defects or other reproductive harm. For more information, go to www. P65Warnings.ca.gov



REDUCED BARRIER REFRIGERANT LINE KITS / FITTINGS

Reduced Barrier (RB) Beadlock Fitting Refrigerant Hose Kits 2

This all new refrigerant hose material is smaller in diameter which allows much tighter routing bends and smaller holes in sheet metal pass throughs.

NEW!



14-Fitting RB Beadlock Hose Kits 318000

Hose kit w/drier (for 134a beadlock)

318030

Hose kit w/o drier (for 134a beadlock)

14-Fitting Extended-Length Beadlock Hose Kits

10ft. of #6, 6ft. of #8 and 9ft. of #10 Barrier Hose

547000

Hose kit w/drier (for 134a beadlock)

547001

Hose kit w/o drier (for 134a beadlock)

10-Fitting Beadlock Hose Kits

548004

Hose kit w/drier and 90° (for 134a beadlock)

548003

Hose kit w/o drier and 90° (for 134a beadlock)

12-Fitting Beadlock Hose Kit

318070 Beadlock kit w/o individual bulkhead fittings (Includes 135° charge ports)

These Vintage Air line kits use our new RB barrier-type refrigerant hose for use with HFC-134a and R-12 refrigerants. Includes adequate hose length to connect most universal systems, 14 or 10 assorted O-ring fittings, and refrigerant oil. All hose kits include fittings with service ports. Includes: 6ft. of #6, 4ft. of #8, 5ft. of #10 barrier hose. Standard or extra-length kits available.

Notes: 14-fitting kits include 135° compressor fittings with service ports and firewall bulkhead fittings.

10-fitting kits do not include individual firewall bulkhead fittings.




RB Beadlock Crimping Die Set

424003 Die set #6 & #8

424004 Die set #10

Reduced Barrier Vintage Air Refrigerant Hose 4

NEW Barrier Refrigerant Hose for HFC-134a or R-12 Systems, **Sold by the inch.** (Specify Length)



#6 Hose 318540

5/16" I.D. - 9/16" O.D.
Liquid Hose: Condenser to Drier to Evaporator

#8 Hose 318550

13/32" I.D. - 21/32" O.D.
Discharge Hose: Compressor to Condenser

#10 Hose 318560

1/2" I.D. - 3/4" O.D.
Suction Hose: Evaporator to Compressor

Fittings For Reduced Barrier Vintage Air Hose 2

RB Beadlock O-Ring Fittings with 134a Service Ports				
		#6 Fitting	#8 Fitting	#10 Fitting
	Straight with Port	355110	355120	355130
	45 Degree with Port	355210	355220	355230
	90 Degree with Port	355310	355320	355330
	135 Degree with Port	N/A	355420 RH Port	355430 LH Port
	In-Line with Service Port	358250	358260	358270

RB Beadlock T-Fittings For Dual Air Systems				
		#6 Fitting	#8 Fitting	#10 Fitting
		358281	N/A	358283

RB Beadlock O-Ring Fittings				
		#6 Fitting	#8 Fitting	#10 Fitting
	Straight	358110	358120	358130
	45 Degree	358210	358220	358230
	90 Degree	358310	358320	358330
	35 Degree	358410	358420	358430
	Beadlock In Line Safety Switch Port	348290	348260	N/A

Vintage Air Bulkhead Fittings 2

Bulkhead RB Beadlock Male Fittings				
Fitting		#6 Hose Fitting	#8 Hose Fitting	#10 Hose Fitting
	Straight	358610	358620	358630
	90 Degree	358810	358820	358830



E-Z CLIP REFRIGERANT LINE KITS

E-Z Clip Refrigerant Hose System Kit 2

Our award winning E-Z Clip Refrigerant Hose System is now available as a universal kit. The entire process: fabricating, routing and crimping can now be done in your own garage. The unique smaller diameter hose allows for tighter radius bends, which makes for a much cleaner install in tight areas.

- Easy assembly with clip tool (pliers) - no crimping required
- Maximum resistance to moisture ingestion
- Light weight, rugged, small diameter hose material
- Attractive nickel-plated steel fittings
- Includes: 10ft. of #6, 6ft. of #8, 9ft. of #10 E-Z Clip hose

Also includes 9 of the most commonly used, nickel-plated steel o-ring fittings, cages and clips.

547002 E-Z Clip Kit



How It Works



Each fitting connection is made with the proper fitting, one cage, and two cage clips. Order one cage and two clips for each fitting (not included).



Simply slip two clips over the hose end, insert the fitting, and press the cage over the hose and into the recessed groove on the fitting. Then, move the cage clips over the cage and close the clips with the connecting pliers (#420000-VUR, below right).

Airport A/C Bulkhead Kits for E-Z Clip Hose 2

Kit includes bulkhead plus adapter fitting to connect standard 5/8" rubber heater hose (for heater control valve installation). Requires 2.5" hole.

388902

Thread-in bulkhead kit

361403

E-Z Clip #10 hose to 5/8" heater hose adapter only (Gen II apps require two adapters)

361404

E-Z Clip #10 hose to 3/4" heater hose adapter only



Fittings		#6 Hose Fittings	#8 Hose Fittings	#10 Hose Fittings
	Straight Splice w/ 134a Service Port	347560-VUR	347580-VUR	347500-VUR
	Straight	347160-VUR	347180-VUR	347100-VUR
	Straight w/ 134a Service Port	347161-VUR	347181-VUR	347101-VUR
	Straight w/ Switch Port	347561-VUR	N/A	N/A
	45 Degree	347260-VUR	347280-VUR	347200-VUR
	90 Degree	347360-VUR	347380-VUR	347300-VUR
	90 Degree w/ 134a Service Port	347361-VUR	347381-VUR	347301-VUR
	Cage	347960-VUR	347980-VUR	347900-VUR
	Clip	347962-VUR	347982-VUR	347902-VUR

EZ-Clip Assembly Tools



Clip Connecting Pliers 420000-VUR

Hose Cutter 420001-VUR

EZ-Clip Dual Air T-Fittings 2

EZ-Clip Dual Air T-Fittings	
	#6
	#10
347660	347600

EZ Clip Port Caps 2

317092
EZ Clip low side charge port cap



317093
EZ Clip high side charge port cap



Vintage Air E-Z Clip Refrigerant Hose 4

Barrier Refrigerant Hose for HFC-134a Systems, Sold by the foot. (Specify Length)



#6 Hose
318600-VUR
.31" I.D. - .58" O.D.


#8 Hose
318800-VUR
.41" I.D. - .70" O.D.

#10 Hose
318000-VUR
.50" I.D. - .78" O.D.

ProLine Braided Line Components ²

Braided stainless steel hose designed specifically for high-performance automotive applications. Reusable, nickel-plated, steel fittings assemble in your home garage with hand wrenches and a quality vise - no crimping required. Fittings sold individually to suit custom applications.

- Designed specifically for A/C applications
- Nylon tube covered with fine braid stainless steel
- Nickel plated, reusable steel fittings (replace brass ferrule every time fitting is reused)
- Charge ports available on fittings
- Female O-ring pilot terminal ends for precise connection with existing A/C components
- O-ring seal between the hose and fitting nipple increases fitting and hose assembly integrity



We've Traveled Hundreds Of Thousands Of Miles!

For more than 20 years Vintage Air has hosted cross country tours to major events for our customers and dedicated hot rodders. We know the best way to prove the reliability and performance of our products is to be out on the road living the cool life! It's just not enough to produce attractive controls and louvers. Today's rodders want to use their cars and trucks and enjoy the fun of touring. For us, the rigors of high speed runs and slow in-town traffic help us test, design, and build better products.

Fittings For ProLine Braided Hose ²

Fitting	#6 Fitting	#8 Fitting	#10 Fitting
Straight Hose To Hose With 134a Service Port	36445-VUR	36547-VUR	36647-VUR
Straight	36440-VUR	36540-VUR	36640-VUR
Straight With 134a Service Port	36443-VUR	36544-VUR	36644-VUR
45 Degree	36441-VUR	36541-VUR	36641-VUR
90 Degree	36442-VUR	36542-VUR	36642-VUR
90 Degree With 134a Service Port	36444-VUR	36545-VUR	36645-VUR
135 Degree	N/A	36543-VUR	36643-VUR
135 Degree With 134a Service Port	N/A	36546-VUR	36646-VUR
Sealing Ferrule (one time use)	36006-VUR	36008-VUR	36610-VUR

Vintage Air Stainless Braided Hose ²

Barrier Refrigerant Hose for HFC-134a Systems,
Sold by the foot. (Specify Length)



#6 Hose
36906-VUR
.325" I.D. - .440" O.D.

#8 Hose
36908-VUR
.425" I.D. - .540" O.D.

#10 Hose
36910-VUR
.525" I.D. - .640" O.D.

42004 ²
Economy cutting tool
for cutting braided line




² **WARNING:** This product can expose you to chemicals including Chromium (hexavalent compounds), which is known to the state of California to cause cancer and birth defects or other reproductive harm. For more information, go to www.P65Warnings.ca.gov

³ **WARNING:** This product can expose you to chemicals including lead and lead compounds, which is known to the state of California to cause cancer and birth defects or other reproductive harm. For more information, go to www.P65Warnings.ca.gov



STAINLESS REFRIGERANT LINES



Neatly routed hardlines give your installation a professional look.

Vintage Air Stainless Steel A/C Line Kits

Includes straight stainless steel tubing (72" of #6, 36" of #8, and 72" of #10 tubing), tube ends with stainless TiteFit™ nuts, one foot each of stainless Aeroquip #10 & #8 line with straight fittings, and a ProLine A/C bulkhead plate.

31202-VUQ

ProLine line kit R-12/134a with 2-way bulkhead

31203-VUQ

ProLine line kit R-12/134a with 4-way bulkhead

31201-VUQ

ProLine line kit R-12/134a without bulkhead

36701-VUR

Silver solder for S/S lines (30")

Stainless TiteFit Nuts Included!



See below for individual stainless parts and fittings.

Stainless Tubing Stock By The Foot 2

06300-VUG

5/16", #6, .035" wall (ordered per foot) 5/16" O.D.

06301-VUG

3/8", #8 .035" (ordered per foot) 3/8" O.D.

06302-VUG

1/2", #10 .035" (ordered per foot) 1/2" O.D.



Vintage Air Stainless Steel Heater Line Kit 2

Includes stainless steel tubing (60" of 1/2" #10 tubing), 2 tube ends with nuts, 2 tube ends with barbs, rubber hose for flex areas, and 1 heater bulkhead plate.

31100-VUG

ProLine heater line kit

31101-VUG

ProLine heater kit without bulkhead fittings




Need Firewall Grommets or Plugs? See Page 81



Stainless Hardline Parts 2

36090-MPA

Stainless O-ring Weld-on Line Ends
Stainless 5/8" barb tube end (heater)



Stainless TiteFit™ Nut

#6 - 36140-MPA
#8 - 36240-MPA
#10 - 36340-MPA



Stainless Male Weld-on O-ring Nut

#6 - 36154-MPA
#8 - 36255-MPA
#10 - 36356-MPA



#6 - 36400-MPA
#8 - 36500-MPA
#10 - 36600-MPA



36032-MPA

Stainless #10 male O-ring to 3/8" NPT adapter (heater)



36033-MPA

Stainless #10 male O-ring to 1/2" NPT adapter (heater)

Weld-In Service Port Fittings 2



34902-VUG

Weld-in aluminum charge port assembly cap and Schrader valve included for low side #10 line



34907-VUG

Weld-in steel charge port assembly cap and Schrader valve included for low side #10 line



34903-VUG

Weld-in aluminum charge port assembly cap and Schrader valve included for high side #6 or #8 line



34906-VUG

Weld-in steel charge port assembly cap and Schrader valve included for high side #6 or #8 line



34915-VUG

Schrader valve only, for service ports

U-BEND ALUMINUM LINES / SAFETY SWITCHES

Universal Lengths of Aluminum Refrigerant Line to be Formed as Needed - Fittings Installed 2

Straight sections of aluminum refrigerant line with swaged O-ring ends (female-female or male-female) installed on tubes. You form to desired shape using proper tubing bender.



Outside Diameters:
 #6 Tubing = 3/8" O.D.
 #8 Tubing = 1/2" O.D.
 #10 Tubing = 5/8" O.D.

Female-Female	Male-Female
125741 Length #6 fittings, 12"	12512-VCL Length #6 fittings, 12"
125742 #6 fittings, 18"	12518-VCL #6 fittings, 18"
125743 #6 fittings, 24"	12524-VCL #6 fittings, 24"
125744 #6 fittings, 30"	12530-VCL #6 fittings, 30"
125745 #6 fittings, 36"	12536-VCL #6 fittings, 36"
125746 #6 fittings, 48"	12548-VCL #6 fittings, 48"
125747 #6 fittings, 60"	12560-VCL #6 fittings, 60"
125748 #6 fittings, 72"	12572-VCL #6 fittings, 72"
12513-VCD Length #8 fittings, 12"	12514-VCS Length #10 fittings, 12"
12519-VCD #8 fittings, 18"	12520-VCS #10 fittings, 18"
12525-VCD #8 fittings, 24"	12526-VCS #10 fittings, 24"
12531-VCD #8 fittings, 30"	12532-VCS #10 fittings, 30"
12537-VCD #8 fittings, 36"	12538-VCS #10 fittings, 36"
12549-VCD #8 fittings, 48"	12550-VCS #10 fittings, 48"
12561-VCD #8 fittings, 60"	12562-VCS #10 fittings, 60"
12573-VCD #8 fittings, 72"	12574-VCS #10 fittings, 72"

"U-Bend-Em" Universal Length Aluminum Heater Lines 2

Straight sections of aluminum heater line with swaged #10 female O-ring on one end and a 5/8" heater hose barb on the opposite end. You form to desired shape using proper tubing bender.



12412-VBH #10 fittings, 12" long	12424-VBH #10 fittings, 24" long	12436-VBH #10 fittings, 36" long
12418-VBH #10 fittings, 18" long	12430-VBH #10 fittings, 30" long	12448-VBH #10 fittings, 48" long

ALWAYS Use a Safety Switch in your A/C System!

Inline Safety Switches Note: Male thread safety switches listed on page 84.

Trinary Switch Kit 3

Low pressure and high pressure compressor clutch cutoff functions PLUS electric fan engagement signal at 254 PSI. 30 PSI low pressure cutoff. 406 PSI high pressure cut off. Recommended for all electric fan installations.

24678-VUS

Trinary switch kit for beadlock crimp

246791

Trinary switch kit for beadlock crimp (for reduced barrier hose)

11076-VUS

Replacement female thread trinary switch only



Threaded Adapter 3

For installing female threaded trinary or binary switches into our standard or chrome driers (driers on page 83)

18103-VUG

Adapter (not compatible with polished aluminum driers)



3/8" x 24 Thread
Drier-Mount Safety Switches on page 84

Switch Fitting 3

Pressure switch fitting. 3/8" female O-ring x 3/8" male O-ring w/ female switch installation fitting.

34098-VUG

Switch fitting



Binary Switch Kit 3

Combines high and low pressure functions into one switch. 30 PSI low pressure cutoff, 406 PSI high pressure cutoff.

24679-VUS

Binary switch kit for beadlock crimp

246781

Binary switch kit for beadlock crimp (for reduced barrier hose)



366615

3/8".24 to M-10-1.25 adapter



366616

Pressure transducer kit (3-wire)



11078-VUS

Replacement female thread binary switch only 7/16-20 thread

110790

Binary switch boot with pigtail harness



2 **WARNING:** This product can expose you to chemicals including Chromium (hexavalent compounds), which is known to the state of California to cause cancer and birth defects or other reproductive harm. For more information, go to www.P65Warnings.ca.gov

3 **WARNING:** This product can expose you to chemicals including lead and lead compounds, which is known to the state of California to cause cancer and birth defects or other reproductive harm. For more information, go to www.P65Warnings.ca.gov



BULKHEAD PLATES / DRIERS

StreamLine Aluminum Bulkhead Plates 2



4-Way Square for A/C & Heater

(3" x 3" - Hose fittings start on page 78)

384600-MBA

4-way A/C-heater (6-10 male O-ring) polished

389600

4-way A/C-heater (6-10 male O-ring) black anodized



384800-MBA

4-way A/C-heater (8-10 male O-ring) polished

389800

4-way A/C-heater (8-10 male O-ring) black anodized



4-Way Diamond for A/C & Heater

(2.75" x 4.375" - Hose fittings start on page 78)

388600-MBA

4-way A/C-heater (6-10 male O-ring) polished

389601

4-way A/C-heater (6-10 male O-ring) black anodized



388800-MBA

4-way A/C-heater (8-10 male O-ring) polished

389801

4-way A/C-heater (8-10 male O-ring) black anodized



2-Way for A/C & Heater O-Ring Lines

(1.25" x 2.75" - Hose fittings start on page 78)

382600-MBA

2-way A/C (6-10 male O-ring) polished

389602

2-way A/C (6-10 male O-ring) black anodized

382800-MBA

2-way A/C (8-10 male O-ring) polished

389802

2-way A/C (8-10 male O-ring) black anodized

382680-MBA

2-way A/C (6-8 male O-ring) polished

389603

2-way A/C (6-8 male O-ring) Black anodized

382000-MBA

2-way heater (10-10 male O-ring) polished

389803

2-way heater (10-10 male O-ring) black anodized



4-Way In-Line for A/C & Heater

(1.25" x 5.75" - Hose fittings start on page 70)

386600-MBA

4-way A/C-heater (6-10 male O-ring) polished

389804

4-way A/C-heater (6-10 male O-ring) black anodized



4-Way Bulkhead Fitting Kit

35704-VUD

Beadlock Type. Includes: four straight fittings, 4 - 90° fittings and refrigerant oil.

Drier Mounting Brackets 2



65980-VCB
Single wide steel bracket for standard driers above



07113-VUB
Standard narrow galvanized steel drier clamp (two required)



071130 Heavy Duty
Double-strap drier mount with welded stud, washers, and nut

071132 Heavy Duty
Double-strap, chrome



071131 Heavy Duty
Double-strap drier mount with welded stud, washers, and nut. 90° bracket angle

Driers/Receivers 2

Do not reuse a drier after opening your system. It must be replaced.

Chrome Drier

Compact size with built-in mounting bracket. Includes hardware. 2.5" x 6".

07310-VUQ

Chrome drier with bracket as shown

01311-VUQ

Replacement chrome drier without bracket



Chrome Drier with Safety Switch

Built-in mounting bracket. Includes hardware. No switch adapter needed. 2.5" x 6".

07308-VUQ

Chrome drier with binary switch

07309-VUQ

Chrome drier with trinary switch

01311-VUQ

Replacement chrome drier without bracket



Standard Drier

Economical, painted black. Threaded port for trinary or binary switch installation. Sealed and pre-charged with nitrogen. 2.5" x 6". Brackets sold below.

07321-VUC

Standard drier

18103-VUG

Adapter required to install female trinary or binary switch



Safety Switches - 3/8"-24 Male Thread

11079-VUS Replacement binary switch with O-ring

11086-VUS Replacement trinary switch with O-ring

Standard Drier with Safety Switch

Economical choice, painted black. No adapter needed. Includes 07113-VUB bracket and hardware. 2.5" x 6".

07322-VUC

Painted drier with binary switch

07323-VUC

Painted drier with trinary switch



Polished Aluminum Drier

Features a unique rebuildable design which allows changing of drier without removing any fittings. Includes hardware for integral mounting bracket. 2.5" x 7", (inlet on left side)


07330-VUQ

Polished drier

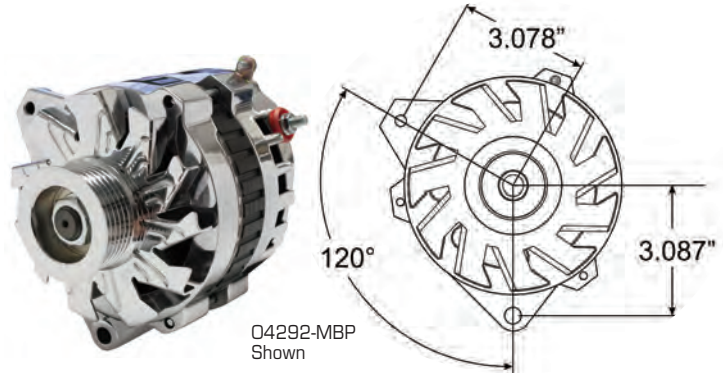
07331-VUQ

Replacement drier





09100-VUQ
Shown



04292-MBP
Shown

Alternators, Single Wire 2

GM12si series fit all Vintage Air brackets. Available in standard finish, chrome, and all black acrylic urethane finish. GM '63-'88 original application, Ford '65-'85 original application.

09100-VUA

100 Amp GM standard finish

091001

100 Amp GM polished finish

09100-VUQ

100 Amp GM chrome finish

09140-VUA

140 Amp GM standard finish

09140-VUQ

140 Amp GM chrome finish

73900-ACP

Double-groove GM zinc plated steel alternator pulley

739001

Single groove chrome GM wide-groove alternator pulley

739002

Single groove zinc plated GM wide-groove alternator pulley

Ford Type Alternators, Single Wire

092000

100 Amp Ford standard finish

09200-VUQ

100 Amp Ford chrome finish

09240-VUQ

140 Amp Ford chrome finish

Stewart Hi-Flow Water Pumps 3

For small and big block Chevy. Standard rotation. Cast Iron. Runs cooler, twice the pressure, 41% more flow, uses less engine power than OEM pumps. **NOT FOR Front Runner apps.**

72211-SCP

Small block Chevy, short pump

72231-BCP

Big block Chevy, short pump

72212-LCP

Small Block Chevy, long pump

72232-CCP

Big Block Chevy, long pump



Alternators, Single & 3-Wire 140 Amp 2

CS130 series (late 80's - early 90's Chevy V8 engines) Polished, chromed or standard finish.

Fits our ProLine compressor/alternator bracket on page 68 and ORIGINAL design Vintage Air Front Runner systems only (will not fit Steel-ez or standard steel brackets).

V-Belt ProLine Bracket Applications

042903

Single wire, V-belt, standard finish

042904

Single wire, V-belt, polished finish

042928

Single wire or OEM, V-belt, chrome finish

042905

3-wire, V-belt, standard finish

042906

3-wire, V-belt, polished finish

Original Design Front Runner Applications

04290-MBA

Single wire, serpentine, standard finish

04291-MBC

Single wire, serpentine, chrome finish

04292-MBP

Single wire, serpentine, polished finish

042901

3-wire, serpentine, standard finish

042902

3-wire, serpentine, polished finish

Your A/C Install Is A Great Time To Upgrade The Charging System In Your Vehicle!

A Vintage Air air conditioner is not a particularly high draw on the electrical system. But, add in a high-watt audio package, electric windows, electric cooling fan, or a complete fuel injection system and you are getting beyond the capacity of OEM or older alternators. We suggest a 100 Amp or larger output unit.

2 **WARNING:** This product can expose you to chemicals including Chromium (hexavalent compounds), which is known to the state of California to cause cancer and birth defects or other reproductive harm. For more information, go to [www. P65Warnings.ca.gov](http://www.P65Warnings.ca.gov)

3 **WARNING:** This product can expose you to chemicals including lead and lead compounds, which is known to the state of California to cause cancer and birth defects or other reproductive harm. For more information, go to www. P65Warnings.ca.gov



ENGINE DRIVE PULLEYS

Hard to Find OEM-Style Steel & Aluminum Pulleys 2 Easy solution for installing air conditioning on your classic V8 engine.



Steel Small Block Chevy (Short Pump)
22503-VCA
Water pump pulley (double groove)



22506-VCA
Crankshaft pulley (double groove)



22507-VCA
Add-on crankshaft pulley single groove pulley designed to bolt onto 22506-VCA to make 3 grooves total



Steel Small Block Chevy (Long Pump)
733022
Water pump pulley (double groove)



733023
Crankshaft pulley (triple groove)



Small Block Chevy - Short or Long Pump
22502-VCA
Key-way type mount power steering (double groove)



Pontiac V8 Crankshaft Aluminum Pulleys
730006
Crankshaft pulley 326-455 Pontiac, 1968-70, 3-groove, 4-bolt, black **hard coated**
730007
Crankshaft pulley 326-455 Pontiac, 1971-79, 3-groove, 4-bolt, black **hard coated**
730008
Crankshaft pulley 326-400 Pontiac, 1964-67, 3-groove, 6-bolt, black **hard coated**



Mopar V8 Pulleys
OEM-style pulleys to install air conditioning on your classic Mopar engine.

735006 Steel
Water pump pulley 318-360 Mopar (single groove)



735007 Steel
Crankshaft pulley 318-360 Mopar (double groove). (Note: Above pulleys fit "A" series engines from 1970-91 with aluminum water pump (passenger side radiator hose inlet), and Magnum crate engines with or without power steering and without factory A/C.

735011 Billet hard coated
Water pump pulley 383-440 Mopar (double groove)

735014 Billet hard coated
Crankshaft pulley 383-440 Mopar (4-groove)

ProLine™ Machined Aluminum Chevy Pulleys

Our ProLine **machined** aluminum adds the finishing touch to your engine.



Note: Confirm that water pump shaft extends beyond the pulley and into the fan spacer or clutch hub



Small Block Chevy (Short Pump)
22301-VCQ
Alternator pulley (single groove) (not shown)
22303-VCQ
Water pump pulley (double groove)
22304-VCQ
Crankshaft pulley (double groove)
22305-VCQ
Crankshaft pulley (triple groove)



Big Block Chevy (Short Pump)
22301-VCQ
Alternator pulley (single groove) (not shown)
22400-VCQ
Water pump pulley (double groove)
22401-VCQ
Crankshaft pulley (double groove)
22402-VCQ
Crankshaft pulley (triple groove)



Ford 289-302 Small Block Billet Pulleys
Billet Aluminum black **hard coated** pulleys to install air conditioning on your classic Ford SB engine.

730014
Water pump pulley (double groove)



730016
Crankshaft pulley (double groove)
(NOTE: drilled For 3-bolt balancer, 3" overall depth)

Additional Ford Billet Pulleys

Work with **Ford pickup** water pump & accessories (not Lincoln)
730022
'70-72 429/'73-79 460 water pump pulley (double groove)
730021
'70-72 429/'73-79 460 crank pulley (triple groove)
730020
'77-79 351M crank pulley (triple groove)



Note: Our Ford pulleys are machined to look like OEM pulleys and maintain the stock diameter and drive ratios.

Ford Y-Block Crankshaft Pulley

730004
272-312 Y-Block **machined** aluminum 2-groove add-on crankshaft pulley. Includes mounting hardware.



Toyota FJ Landcruiser hard coated billet pulleys
732109
Double groove water pump pulley



732104
Add-on single groove crankshaft pulley

Note: We recommend purchasing pulleys as a pair for best reliability and performance.



Water Neck Risers

New design with 1/2" NPT thread port. Aluminum water neck riser allows installation of a sending unit or connection of a pressure-side heater line or hose when you are unable to use existing manifold outlets. Fitting sold separately. Designed for SB & BB Chevy.



706001-VCQ

Water neck riser (top)

706003

Water neck riser with 1/2" NPT front side port location and rear corner port locations



706004

Water neck with single center 1/2" NPT port

See page 70 for Heater Hose Fittings



SuperStat Thermostats 2

Allows engine temp to stabilize faster. Precisely controls amount of coolant flow, which means system cycles less often than conventional thermostats. Stainless spring.

70700-VUT

160° thermostat

70705-VUT

180° thermostat

70710-VUT

195° thermostat



Radiator Caps 2

70007-VUR

Chrome 7 lb.

70015-VUR

Chrome 15 lb.



Moon Direct-Mount Temp Gauge 2


Liquid filled gauge needs no wires, no senders or cables. Installs in block, water neck, heads or radiator for an accurate temp reading directly from your coolant flow! (water neck not included)

49800-VUI

1.375" diameter gauge

49802-VUI

2.5" diameter gauge



2 **WARNING:** This product can expose you to chemicals including Chromium (hexavalent compounds), which is known to the state of California to cause cancer and birth defects or other reproductive harm. For more information, go to www.P65Warnings.ca.gov

3 **WARNING:** This product can expose you to chemicals including lead, which is known to the state of California to cause cancer and birth defects or other reproductive harm. For more information, go to www.P65Warnings.ca.gov

How do we know precisely which components and design parameters create the best systems possible? And that our systems deliver more air flow and cooling capacity than any other units?



Wind Tunnel Testing

When we state that our systems deliver more airflow and cooling capacity than other brands, we have the data to back it up. When we were asked to develop climate control systems for the Ford GT, mere claims wouldn't cut it with Ford's engineers - they'll only accept verifiable performance data. We had to use our wind tunnel and virtual modeling equipment shown here, along with proprietary software created just for this testing, to verify every performance parameter required by Ford.

On every testing run we start with standardized inlet air conditions, compressor speeds, electrical supply output and other parameters. When we test for our own R&D, we have the ability to monitor and control dozens of variables and newly designed components. You would be surprised how tiny changes can significantly affect the performance of a system! Most of our new components are "virtually modeled" with our own CAD programs well before a prototype is built, but the true test is in the "live tests" performed with these sophisticated in-house lab machines. It's not guesswork, it's verifiable performance every time.



When we test competitors' systems (and we test them all), we use all of their kit-supplied components just as any customer would. We mount their systems in the test chamber just as we would our own and test their systems no differently than our own products. We want to know we are delivering the best possible product in the industry. Talk is cheap but **Verifiable Performance** requires a major investment. We always make the investment in technology and we think you'll agree, it's worth every penny.



REPLACEMENT PARTS



11413-RUA 3
Gen II rotary pot (switch) for servo heater valve

49219-VUI
Rubber knob with set screw



11212-SUA 3
Gen II slide pot (switch) for servo heater valve

491006-KUR
Replacement black knob



33076-VUI 2
Expansion valve kit for HFC-134a or R-12 systems (includes valve, press tape and O-ring)



11092-VUT 2
(Rotary 48")
11088-VUT 2
(Lever for Gen II control panel)

11090-VUT 2
(Lever 42") Vacuum Lever Control
11013-VUE 2
(Rotary 18") Evaporator thermostat



11458-VUS 3
Rotary switch for Gen II vacuum systems (fan/mode)

114600 3
Rotary switch (Gen II heater mode)

18157-VUB 3
7/16"- 28 shaft nut

246018-0 3
Gen IV rotary potentiometer switch w/nut. (.266" shaft dia.)

186892 3
.266" Gen IV shaft nut



11430-VUS 3
Lever switch for Gen II vacuum systems (fan/mode)



11400-VUS 3
Micro switch for cable-operated SureFit systems



461171 3
Gen IV servo heater control valve

461173 3
Gen IV servo heater control valve replacement kit (Gen IV systems up to 5/2014)



11206-VUS 2
Replacement servo motor for Gen II systems



11542-VUS 3
Vacuum solenoid



46103-VUH 3
Vacuum heater control valve (normally closed - vacuum to open)



461172 3
Gen II servo heater control valve replacement kit



11428-RUA 3
Push/Pull fan switch for all systems with 28" heater valve cable (use pull-open heater control valve 46105-VUH)



44500-VUJ 3
30 amp. 5-pin relay (left)

44505-VUJ 3
70 amp. 4-pin relay (right)



344470 2
5/8" Heater hose H-pipe crossover



50507-VUA 3
Servo Heater Valve Re-fit Kit
Upgrade your Gen II system to electronic heater valve with this kit. Includes servo valve, control and wiring harness.



11219-VUS 3
Gen II Mini heat, cool, and defrost PC board assembly (shown)

11218-VUS 3
Gen II Mini heat and cool only, PC board assembly

11209-VUS 3
Gen II Super/Gen-II ComPac, heat, cool & defrost PC board assembly

11208-VUS 3
Gen II Super/ Gen-II ComPac, heat and cool only, PC board assembly (all come with wiring harness, aplogs and ABS board box)



23160-VUW 2
30 amp. circuit breaker with weather boot

23162-VUW 2
40 amp. circuit breaker without weather boot



317090 3
High side #8 Service Port Cap

317091
Low side #10 Service Port Cap (Will not fit E-Z Clip or braided line ports.)



46105-VUH 2
Cable heater control (pull to open)

46104-VUH 2
Cable heater control (pull to close)



112002-SUA 2
SureFit system "Cable Converter" replacement slide pot unit

U.S. Patented Design



63155-VUE 3
Blower motor assembly for Vintage Air Super and ComPac Gen II systems only. 3-speed fan



Evaporator Drain Parts 5
31050-VUD 1/2" ID drain hose/per inch
65595-VUE 1/2" Straight drain
65597-VUE 1/2" 90° drain
65598-VUE 1/2" 90° drain elbow
65599-VUE 1/2" drain tee



Replacement Bulbs 2
20557-VUP
Soft-light for ProLine control panel
240002
Replacement light bulb kit for Gen II includes 3 bulbs, female spade terminal, ring terminal



800000
Liquid Chrome Paint Pin for louver and trim touch-up



65980-VUE
S-Clip



49003-VUP
Press sealing tape



204102-DAR
ABS cold-weld glue



41119-VUP
Pag oil, 8.45 fl.oz.



Plastic Caps
331731
Plastic cap 3.125" O.D.
- Drill hole 2.625"



317102
Plastic cap 2.125" O.D.
- Drill hole 1.750"



317101
Plastic cap 2" O.D.
- Drill hole 1.625"



33173-VUI
Plastic cap 1.875" O.D.
- Drill hole 1.500"



317098
Plastic cap 1.5" O.D.
- Drill hole 1.125"



317099
Plastic cap 1.375" O.D.
- Drill hole 1"



317100
Plastic cap 1.250" O.D.
- Drill hole .875"



Grommets
33132-VUI
Rubber grommet,
1.5" O.D. - drill hole size 1.25"



33139-VUI
Rubber grommet inner hole size .375",
1.250" O.D. - drill hole size 1"



33145-VUI
Rubber grommet inner hole size .375",
1.050" O.D. - drill hole size .800"



33144-VUI
Rubber grommet inner hole size .375",
.880" O.D. - drill hole size .625"



33138-VUI
Rubber grommet inner hole size .188",
.430" O.D. - drill hole size .300"



Stainless Hose Clamp 2
31606-VUA Stainless steel
heater hose clamp - for 5/8" hose



Grommets
33133-VUI
Rubber grommet inner hole size .500",
1.5" O.D. - drill hole size 1.25"



33134-VUI
Double-hole rubber grommet
for #6 & #8 hardlines.
1.562" O.D. - drill hole size 1.25"



33135-VUI
Rubber grommet inner hole size .375",
1.5" O.D. - drill hole size 1.25"



33136-VUI
Rubber grommet inner hole size .6875",
1.25" O.D. - drill hole size 1"



33137-VUI
Rubber grommet inner hole size .625"
(will expand to 1"), 1.75" O.D.
- drill hole size 1.25"

2 **WARNING:** This product can expose you to chemicals including Chromium (hexavalent compounds), which is known to the state of California to cause cancer and birth defects or other reproductive harm. For more information, go to www.P65Warnings.ca.gov

3 **WARNING:** This product can expose you to chemicals including lead and lead compounds, which is known to the state of California to cause cancer and birth defects or other reproductive harm. For more information, go to www.P65Warnings.ca.gov

4 **WARNING:** This product can expose you to chemicals including Carbon Black (airborne, unbound particles of respirable size), which is known to the state of California to cause cancer and birth defects or other reproductive harm. For more information, go to www.P65Warnings.ca.gov

5 **WARNING:** This product can expose you to chemicals including Diisononyl Phthalate, which is known to the state of California to cause cancer. For more information, go to www.P65Warnings.ca.gov



CONDENSERS 2



03701-OVA Condenser

Vintage Air Designed SuperFlow™ Micro Tube Condensers

This SuperFlow condenser design was pioneered by Vintage Air to provide leading-edge technology and superior performance with today's 134a refrigerants. The importance of this unique micro tube design and its improved refrigerant flow cannot be overemphasized. By providing increased refrigerant contact with the micro tube walls and multiple passes per circuit for low restriction pathway, SuperFlow condensers **provide up to 40% more capacity** than comparably sized old-style tube-and-fin condensers.

Condenser should not be mounted directly to the radiator. Space it away by .125" to .25" if possible for best performance.



037035 Condenser



Monster SuperFlow Condenser for Dual Air or High-Capacity Systems

037030-OVR

Condenser with straight outlets, 16" tall x 27" wide x 1" thick, 29.5" overall length with fittings and brackets.

Horizontal SuperFlow Condensers

Perfect for late-model cars with more grill area. With male O-ring fittings. Top #8, bottom #6.

03701-OVA

Condenser with brackets, 12" tall x 20" wide x .83" thick

037033

Condenser with brackets, 12" tall x 24" wide x .83" thick

03260-VUC

Condenser with brackets, 14" tall x 18" wide x .83" thick

03261-VUC

Condenser with brackets, 14" tall x 20" wide x .83" thick

03262-VUC

Condenser with brackets, 14" tall x 22" wide x .83" thick

03263-VUC

Condenser with brackets, 14" tall x 24" wide x .83" thick

037700

Unpainted condenser with brackets, 14" tall x 25.5" wide x .83" thick

037710

Black painted condenser with brackets, 14" tall x 25.5" wide x .83" thick

037034

Condenser with brackets, 16" tall x 18" wide x .83" thick

037035

Condenser with brackets, 14" tall x 25" wide x 1.00" thick (90 degree outlets, 27.75" overall width with fittings and brackets)

Dimensions Do Not Include Fitting Ports

We can provide radiators from:
Walker, Be Cool, US Radiator, Griffin

Note: Please allow extra time for all radiator deliveries. No returns on custom radiators or special orders.



Radiator Not Included

Tri-Five Chevy Condenser for Crossflow Radiator


03455-VCC 2

SuperFlow condenser kit for use with many aftermarket 1955-57 Chevy crossflow aluminum radiators. Universal fit with other crossflow radiator packages. See page 13 for our new dual fan kit which is compatible with this condenser/radiator combination. Includes 03770-VUC condenser, brackets and hardlines, as shown.

NOTE: Never run a parallel-flow condenser on its side. The side tanks are designed to be vertical only!



WARNING: This product can expose you to chemicals including Chromium (hexavalent compounds), which is known to the state of California to cause cancer and birth defects or other reproductive harm. For more information, go to www.P65Warnings.ca.gov



Universal Vertical SuperFlow Condensers (For hardlines, see kits below)

03769-VUC

Painted condenser with brackets, #8 fitting at top, #6 at bottom, 17" tall x 19" wide x .75" thick (left)

031001-VUA

Unpainted condenser with brackets, #8 fitting at top, #6 at bottom, 17" tall x 19" wide x .75" thick

May be used in many applications, including Tri-Five Chevys with original-style vertical flow radiator.

Universal Condenser Mounting Brackets 3



03115-VUB Straps with bolts



03113-VUB Straps with bolts

Early Ford Vertical SuperFlow Condensers

'32 Ford Vertical SuperFlow Condensers (For hardlines, see kits below)

The only condenser anywhere designed for street rods that will fit the tight spots and still deliver big condenser performance! May also fit many other pre-'48 cars)

03332-VUC

Painted condenser with brackets, #8 fitting at top and #6 at bottom, 20.75" tall x 14" wide x .75" thick

037032

Unpainted condenser with brackets, #8 fitting at top and #6 at bottom, 20.75" tall x 14" wide x .75" thick

03032-OFV

Kit includes condenser, side exit hardlines as shown below, and brackets



Hardlines, Side Exit (left)

35045-VFG

#8 line '32-'37 Ford

35344-VFG

#6 line '32-'37 Ford



Hardlines, Bottom Exit (right)

35043-VUG

#8 line '32-'37 Ford

35342-VUG

#6 line '32-'37 Ford

Dimensions Do Not
Include Fitting Ports

'39-'40 Ford Deluxe SuperFlow Condenser and Hardline Packages 2

03040-VFC

Includes: 03768-VUC condenser with side exit hard lines, without drier (shown far left)

03140-VFC

Includes: 03768-VUC condenser with side exit hard lines and standard drier (shown at left)



Hardlines, Side Exit

35177-VFG

#8 line for '39-'40 Ford condenser

35178-VFG

#6 line for '39-'40 Ford condenser



Hardlines, Side Exit for Built-in Drier

35177-VFG

#8 line for '39-'40 Ford w/drier

35175-VFG

#6 condenser to drier line for '39-'40 Ford w/drier

35176-VFG

#6 drier to engine compartment line for '39-'40 Ford w/drier



Remote-Mount Condenser and Fan Kit

Allows you to install A/C in your car when there is no room to mount a condenser in front of your radiator. Installation will require a trinary function safety switch (page 81) and an extra long hose kit. Must be mounted in a location allowing adequate airflow to enter and exit condenser. These remote condensers include high-performance fan and ABS shroud. 14" wide x 20" long x 4" thick.

03143-VUC Remote condenser 14.45" x 20" with 14" SPAL fan

03500-OVA Remote condenser 12" x 20" with 12" skewed blade fan (not shown)

Not recommended as a primary condenser. Ask your dealer about specific recommendations.



FANS & SHROUDS



Use as rear mounted "Puller" only.

Cooling Components Custom Fit 2700 CFM "Puller" Fan Kits

280419 (Left) Fan/shroud kit with power harness. Shroud width 20-1/2" x Height 20-1/2" (can be trimmed by 2" top and sides). 15.25" skewed fan blade. Shroud and motor just 2.625" thick. Mounts Horizontal or vertical.

280417 (Right) Fan/shroud kit with power harness. Shroud width 18-1/2" x Height 22" (can be trimmed by 1" top and sides). 15.25" skewed fan blade. Shroud and motor just 2.625" thick. Mounts Horizontal or vertical.

NOTES: Both require heavy duty wiring kit **23102-VUW**
Designed as puller only - Cannot be used as a pusher fan



Use as rear mounted "Puller" only.

Engine-Driven Fans & Clutches



Fan Clutches 2

32000-VUF

Conventional fan clutch
2.875" Depth, turns 75% of pump speed

32002-RUR

Reverse rotation H/D fan clutch (not shown)



32001-VUF

Monster-duty fan clutch
3.375" Depth, turns 90% of pump speed

Clutch Fan Blades 2

32517-VUF

17"x 2" fan

32518-VUF

18"x 2" fan

32117-HSR

17"x 2" reverse rotation fan

32118-HSR

18"x 2" reverse rotation fan



Direct Mount Fan Blades 2

32917-VUF

17.25" x 2" steel fan

32918-VUF

18.25" x 2" steel fan

32116-HSR

17" x 2" reverse rotation

32119-HSR


18" x 2" reverse rotation

32115-HSR

19" x 2" reverse rotation



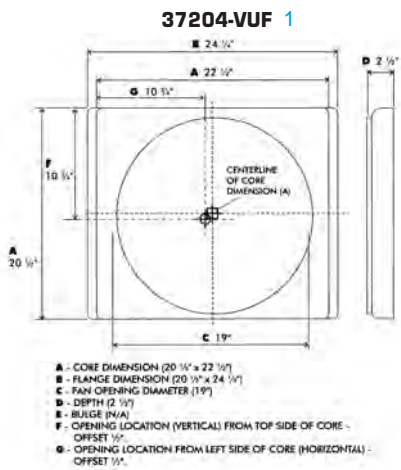
For best performance of engine-driven fans, the fan blades should be positioned half way into the shroud opening.



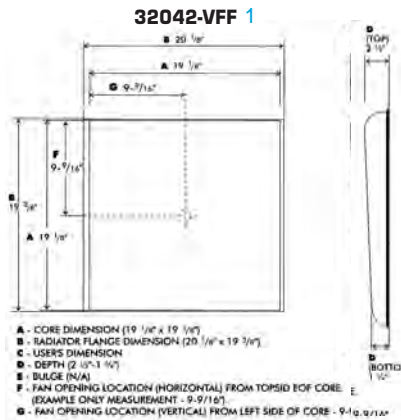
Engine-Driven Fan Shrouds

These ABS molded shrouds are designed to be custom trimmed for your particular fitment. Excess material is molded into the outer edges to allow flexibility in mounting position. Fan opening is not cut out so that you may trim it for your application.

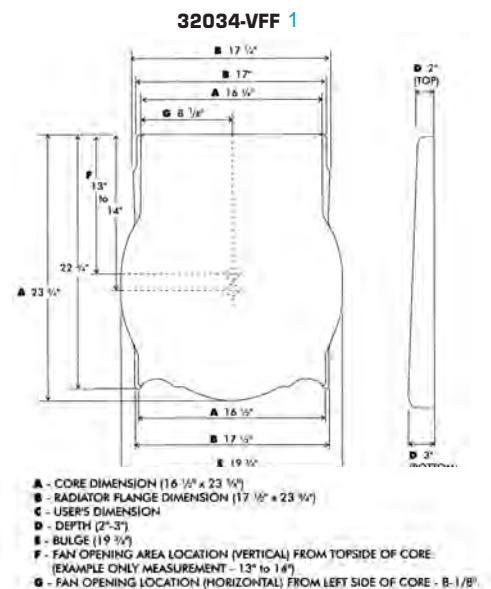
Optimum Engine-Driven Fan Cooling Requires a Well Fit Fan Shroud



Universal Shroud



32042-VFF Fits:
1942-51 Ford
1946-48 Chevy
1947-53 Chevy trucks
1941-48 Plymouth
1948 Dodge



32034-VFF Fits:
1933-34 Ford w/18.25" engine-drive fan with most manufacturers engine mounts

1 **WARNING:** This product can expose you to chemicals including Styrene, which is known to the state of California to cause cancer. For more information, go to www.P65Warnings.ca.gov



ELECTRIC COOLING FANS



SPAL Series Electric Fans 3

SPAL is recognized worldwide as a leader in automotive engine cooling technologies. We offer the complete line of SPAL fans. The illustrations are for typical reference only. Your dealer will be happy to supply you with specific CFM recommendations and mounting information.

Note: These fans must use heavy duty wiring kit 23102-VUW shown below.

Part Number	Fan Diameter	Motor Thickness	Fan Thickness	CFM
32141-SHF	14" Puller	3.390	1.100	1720
32140-SHF	14" Pusher	3.390	1.100	1720
32161-SHF	16" Puller	3.390	1.100	2360
32160-SHF	16" Pusher	3.390	1.100	2360
Extreme Duty 16"				
287016-VUR*	16" Puller	3.640	1.440	3000
32111-SDF*	11" Dual Puller	4.250	2.600	2780

(See at right) (5 blade fan)

SPAL single fans above do not include mounting brackets.

40137-VUB 2

Fan mounting bracket kit for SPAL single fans.



SPAL Dual Fan Package 3

Designed as a primary cooling fan package. They can be mounted horizontally for use on 50s, 60s, and 70s cars and trucks. Mounted vertically, they can be used on mid-to-late 30s street rods and trucks.

32111-SDF
11" Dual Puller Fan Package

231360
Dual Fan "Y" Connector to integrate **32111-SDF** fans into our fan harness kits below.



3 **WARNING:** This product can expose you to chemicals including lead and lead compounds, which is known to the state of California to cause cancer and birth defects or other reproductive harm. For more information, go to www.P65Warnings.ca.gov



Skewed Blade Electric Fans 3

Reversible, high-volume, skewed blade fans deliver maximum cooling efficiency. Brackets included. **Note:** Fans require wiring/relay kit shown at right.

Part Number	Fan Diameter	Motor Thickness	Fan Thickness	CFM
32610-VUF	11.20"	2.480	1.20	950
32612-VUF	13.23"	2.480	1.20	1155
32614-VUF	15.04"	2.75	1.20	1555
32616-VUF	16.30"	2.870	1.20	1810
32716-VUF	16.30" HD	3.190	1.20	2170

(Heavy Duty Unit)



Cooling fan switch should be set at 10° F higher than the engine thermostat for best performance



Adjustable Fan Thermostat 3

Automatic fan control at your desired temperature setting (180°-240°). Probe installs into radiator drain with included pos-a-seal fitting. Use separately or with A/C trinary function safety switch. VA fan wiring kit recommended.

24675-VUT
Thermostat kit

(See wiring kits below)

Electric Fan Set-Point Temp Switch 3

Recommended for ALL electric fan installations. Specially bored out to allow proper coolant flow around thermostat.

11190-VUS
190° switch - Black
(On @192° off @ 182°)

11205-VUR
205° switch - Red
(On @205° off @ 195°)

34303-VUG
3/8" X 1/2" adapter

Electric Fan Wiring Harnesses & Thermostats 3

Designed by our engineers for proper operation of most electric fan installations. Includes inline relay protect fans switch from excessive amp loads.



See Wiring Diagram Page 91



Electric Fan Wiring Kit

Recommended for SPAL electric fan installations. Allows direct current to fan without placing load on your fan switch. Prevents current feedback when fan is not engaged.

23101-VUW
Standard duty wiring kit with 40 amp relay

23102-VUW
Heavy Duty wiring kit with 70 amp relay

Required for ALL LoPro and dual fan kits

Electric Fan Thermostat Kit w/Wiring

Includes thermostat, adapter bushings, standard duty wiring harness.

24190-VUT
190° switch kit

24205-VUT
205° switch kit

241900
190° switch kit with heavy duty wiring (70 amp relay)

242050
205° switch kit with heavy duty wiring (70 amp relay)



ELECTRIC COOLING FANS

Our next-generation engine cooling fans are a major step up in performance and reliability. This new brushless-motor technology delivers ultimate performance operation with extreme motor longevity. Pulse Width Modulation (PWM) control provides soft-start, demand-driven, variable fan speed to maintain consistent engine temperature in all driving conditions. These fans are designed for specific applications BUT they may work for other custom installations.


LoPro™ CustomFit Brushless 500 Watt Electric Fans ³ **New!**

LoPro™ CustomFit™ fans feature:

- 500 watt SPAL brushless PWM motor
- 16" skewed blade fan assembly
- Vehicle-specific ABS shroud
- Powder coated mounting bracket
- 6-gauge power harness with 80 amp fuse

Fans above require PWM control kit (available separately) based on engine thermostat temperature customer plans to use (or other aftermarket engine controller).

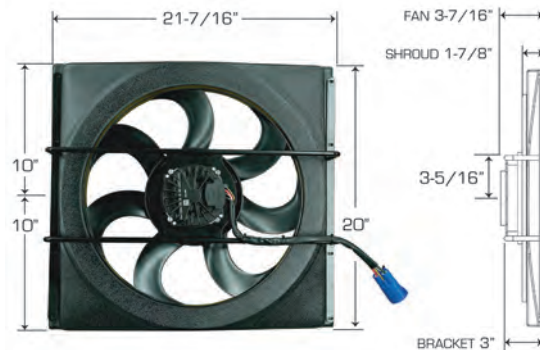
NOTE: Fan/Shroud packages may not clear all engine/pulley combinations. Confirm clearance prior to ordering.



LoPro™ '32 Ford 500 Watt CustomFit™ Fan Kit

Core size - (21-7/8" x 17-9/16")

280474 Fan/shroud kit with power harness



LoPro™ '39/40 Ford 500 Watt CustomFit™ Fan Kit

Core size - (20" x 21-1/2")

280476 Fan/shroud kit with power harness

Control Kits For 500 Watt LoPro Fans
Sold Separately

- 113014** - Control Kit for 500 watt brushless fan -190° Min.On, 215° Max - 195° Thermostat
- 113015** - Control Kit for 500 watt brushless fan -175° Min.On, 195° Max - 180° Thermostat
- 113016** - Control Kit for 500 watt brushless fan -165° Min.On, 185° Max - 160° Thermostat

Select Control Kit Based On Your Engine Thermostat

Monster™ CustomFit Brushless 850 Watt Electric Fans ³ **New!**

Monster CustomFit™ fans feature:


- 850 watt SPAL brushless PWM motor
- 19" skewed blade fan assembly
- Vehicle-specific ABS shroud
- Powder coated mounting bracket
- 6-gauge power harness with 80 amp MIDI-fuse



Monster™ '32 Ford 850 Watt Custom Fit Fan Kit

Core size - (21-7/8" x 17-9/16")

371252 Fan/shroud kit with power harness



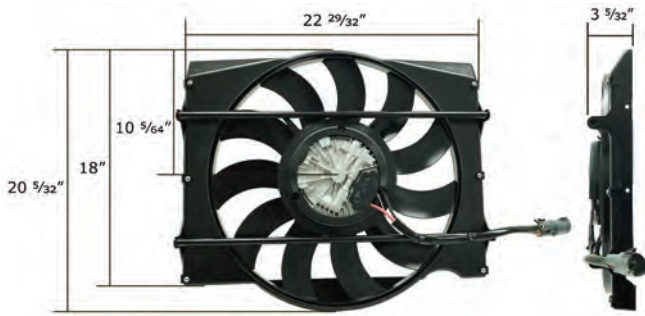
Monster™ '67-'69 Camaro & '67-'68 Firebird

850 Watt Custom Fit Fan Kit

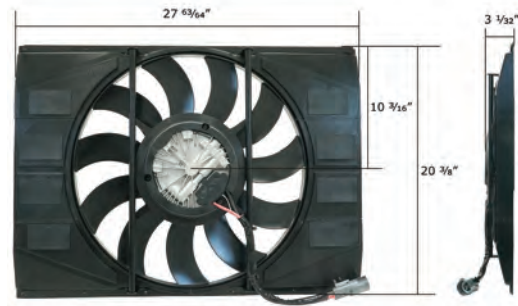
Based on OEM Radiator (22-7/8" x 22-7/8")

371253 Fan/shroud kit with power harness


Monster™ CustomFit Brushless 850 Watt Electric Fans 3 New!




Monster™ '55-'57 Chevy 850 Watt Custom Fit Fan Kit
Based on OEM Radiator (21-7/8" x 17- 9/16")
280479 Fan/shroud kit with power harness
Designed for OEM style radiator in 6-Cyl position (ahead of core support)



Monster™ '73-'87 C-10 850 Watt Custom Fit Fan Kit
Based on OEM Radiator (28-1/2" x 20-1/4")
280478 Fan/shroud kit with power harness
Monster™ '73-'79 F-Series Ford / '78-'79 Bronco Fan Kit
Based on OEM Radiator (28-1/2" x 20-1/4")
280480 Fan/shroud kit with power harness



Monster™ '64-'67 Chevelle 850 Watt Custom Fit Fan Kit
Based on OEM Radiator (27-3/4" x 15- 3/8")
280481 Fan/shroud kit with power harness



Monster™ '66-'77 Bronco 850 Watt Custom Fit Fan Kit
Based on OEM Radiator (19" x 20-7/8")
280483 Fan/shroud kit with power harness

NOTE: Fan/Shroud packages may not clear all engine/pulley combinations. Confirm clearance prior to ordering.

Control Kits For 850 Watt Monster Fans Sold Separately	113018 - Control Kit for 850 watt brushless fan -190° Min.On, 215° Max - 195° Thermostat
	113021 - Control Kit for 850 watt brushless fan -175° Min.On, 195° Max - 180° Thermostat
	113019 - Control Kit for 850 watt brushless fan -165° Min.On, 185° Max - 160° Thermostat

Select Control Kit Based On Your Engine Thermostat



TECH TIP: Radiator Condition
Even if the vehicle you are adding air conditioning to is a newer model vehicle, we recommend an inspection and complete flush of the radiator. Adding a condenser in front of the radiator can expose problems from clogging and bent cooling fins which may not have been noticed before. You may also consider installing a higher capacity unit. Changing out coolant hoses is always a good idea while you're at it.

3 **WARNING:** This product can expose you to chemicals including lead and lead compounds, which is known to the state of California to cause cancer and birth defects or other reproductive harm. For more information, go to www.P65Warnings.ca.gov



INSULATION OPTIONS

Proper Insulation and Sealing is a Must for Optimal Air Conditioner Performance!



Even with Vintage Air's great performance, proper sealing and insulation are critical to the optimal performance of any climate control system in a classic vehicle. An air conditioner must be able to remove heat faster than it is added to the cabin, so it is imperative that good quality weather stripping, door seals and heat reflecting insulation are installed in your vehicle. It is also very important to locate and fill any holes, seams, or other openings in the firewall and floor that might allow hot air from the engine compartment to enter the interior. In short, you have to keep out as much heat as possible to allow the climate control system to operate efficiently.

Vintage Air offers two approaches to sound deadening and heat insulation. Dynamat Xtreme is an excellent sound deadener and heat reflective first layer of insulation on floors, door skins and headliners. For maximum heat-block and reflection, install Dynaliner closed cell foam or Koolmat insulation as a second layer on top of the Dynamat Xtreme.

We are now also stocking Lizard Skin spray-on insulation and sound deadener. Heat reflection is accomplished with a ceramic substrate suspended in the spray mixture, and the sprayed installation provides a seamless coating. A second spray application with the sound deadener reduces vibration and noise to complete the system.



Dynamat Xtreme - Above ²

Dynamat Xtreme is the top-of-the-line product. It has the highest damping efficiency and doubles as a radiant energy reflector, as it has an aluminum outer facing. Xtreme can be used on any surface: firewall, floor, engine compartment, roof, trunk, or doors. It is ultra thin, lightweight and conforms easily to floor contour.

46135-VIP
12 sq.ft. kit (4 sheets 12" x 36")

46137-VIP
36 sq.ft. kit (9 sheets 18" x 32")

Dynaliner - Far lower left ²

This is the perfect ultra-lightweight insulator to use on top of Dynamat. This durable, crush-and-tear-resistant material has the highest heat blocking properties available in a single layer synthetic foam-type material. Dynaliner isn't affected by oil, and does not absorb water. Dynaliner provides acoustic isolation and excellent thermal insulation for roof, firewall, floor and doors. It can even be used under your hood.

461500-VIP
.125" thick, 12 sq.ft. kit

461501-VIP
.25" thick, 12 sq.ft. kit

461502-VIP
.5" thick, 12 sq.ft. kit

Application Rollers ²

Applying Dynamat is simple with the right tools. Proper adhesion will guarantee long lasting results. The Economy Roller is perfect for simple applications. The Professional Roller is a must for do-it-yourselfers who desire the very best results.

42020-TUP
Wood Roller

42021-TUP
Rubber Roller



² **WARNING:** This product can expose you to chemicals including Chromium (hexavalent compounds), which is known to the state of California to cause cancer and birth defects or other reproductive harm. For more information, go to www.P65Warnings.ca.gov



When Your Vehicle Is Insulated With LizardSkin, Heat And Noise Are Not A Problem

- Easy spray-on application
- Continuous protective moisture barrier
- Fast clean up with soap and water
- Environmentally friendly solution
- Applicable to interior or exterior of vehicle
- Non-toxic and Class A fire rated

- 202006** One-gallon tub of ceramic heat insulation product
- 202007** Two-gallon tub of ceramic heat insulation product
- 202008** One-gallon tub of sound control product
- 202009** Two-gallon tub of sound control product
- 202010** Spray gun kit with stir paddle
- 202011** 4" foam roller
- 202012** Project kit: Includes two gallon ceramic heat control, two gallons sound control, and complete gun applicator kit



Lizard Skin recommends covering the entire interior first with their sound control product, followed by a layer of the ceramic heat insulation product for maximum results. See manufacturer's recommendations for proper MIL thickness application on all products. Lizard Skin products spray on easily over your floor, doors, and roof, with their low-pressure spray gun kit listed.

Proper Insulation is a Must!

An air conditioner has to remove heat faster than it is added into the cabin of the vehicle, so it is important to reduce the heat entering the vehicle. Just like reducing weight on a race car so the engine can do more, we reduce heat load in a car by insulating thoroughly, sealing doors and windows, and tinting the glass. This should be a mandatory step when adding an air conditioning system to any vehicle and will ultimately determine how well the system performs.

Firewall Sealing Boots Stop Heat Incursion 2

JJ's Rods' neat solution for sealing your heat sources in firewall/floorboards. Polished stainless steel flanges hold the molded rubber boots in place for an elegant look.



040011
Steering Boot for .75 to 2.25 inch diameter columns

040010
Brake/Clutch Pedal Boot (for through-floor pedals)

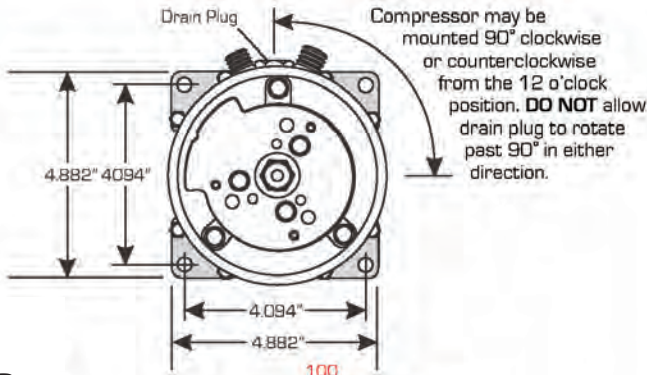


COMPRESSOR DIMENSIONS

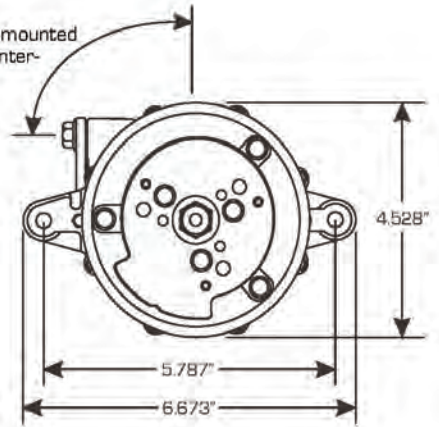
508 and 7B10 Dimensions

709 Dimensions shown in red

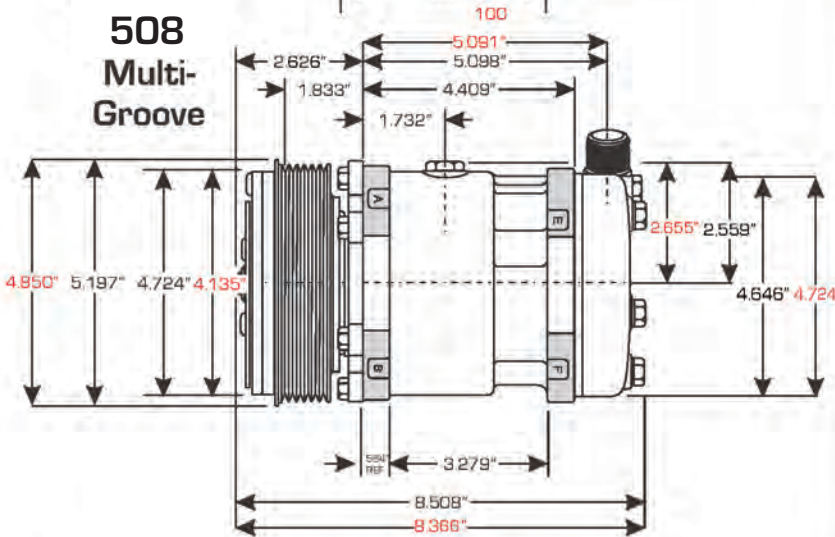
Note: These dimensions are for reference only. **DO NOT** fabricate brackets prior to ordering compressor!



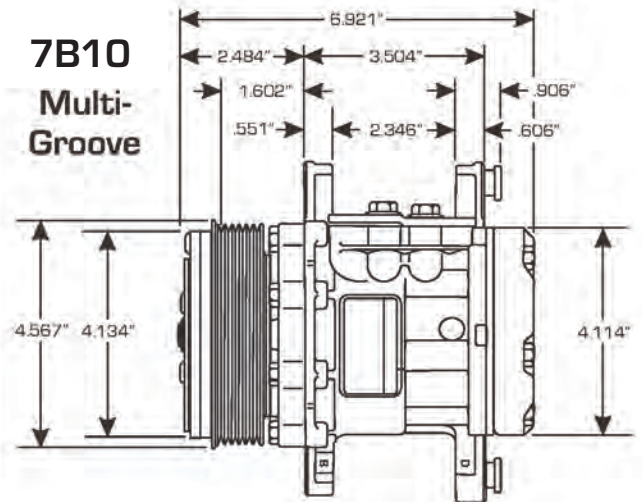
Compressor may be mounted 90° clockwise or counterclockwise from the 12 o'clock position. **DO NOT** allow drain plug to rotate past 90° in either direction.



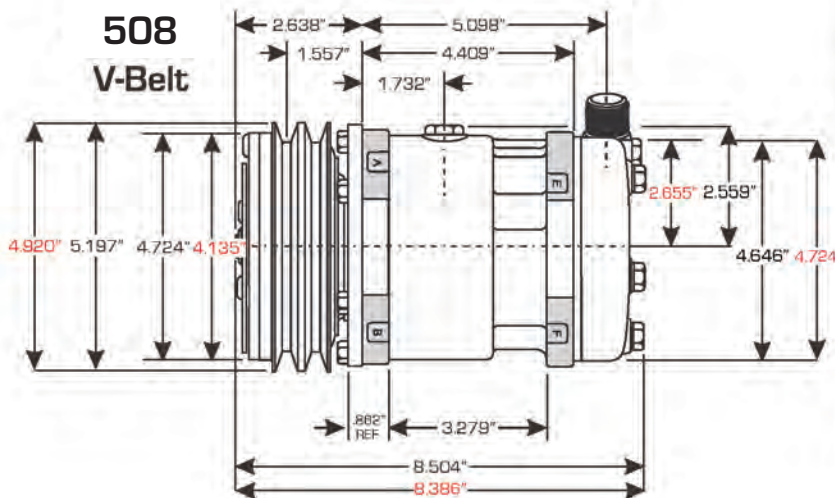
508 Multi-Groove



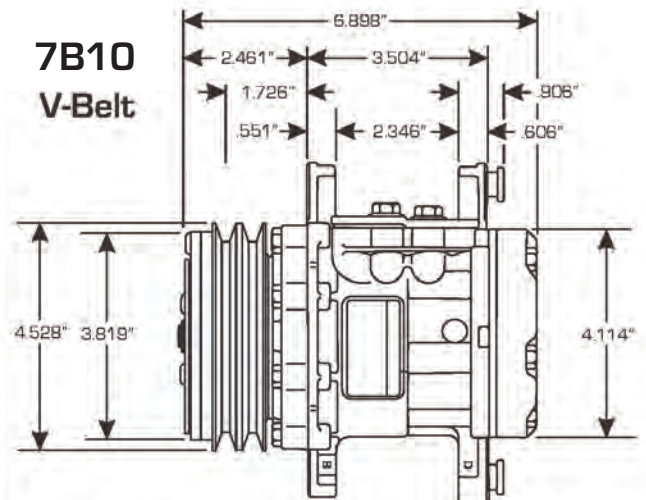
7B10 Multi-Groove



508 V-Belt

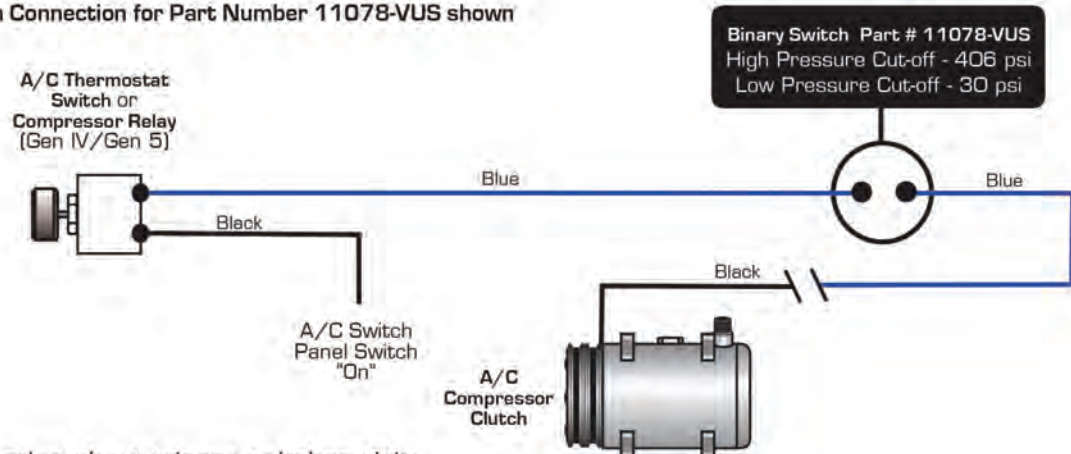


7B10 V-Belt



Typical Binary Switch Wiring

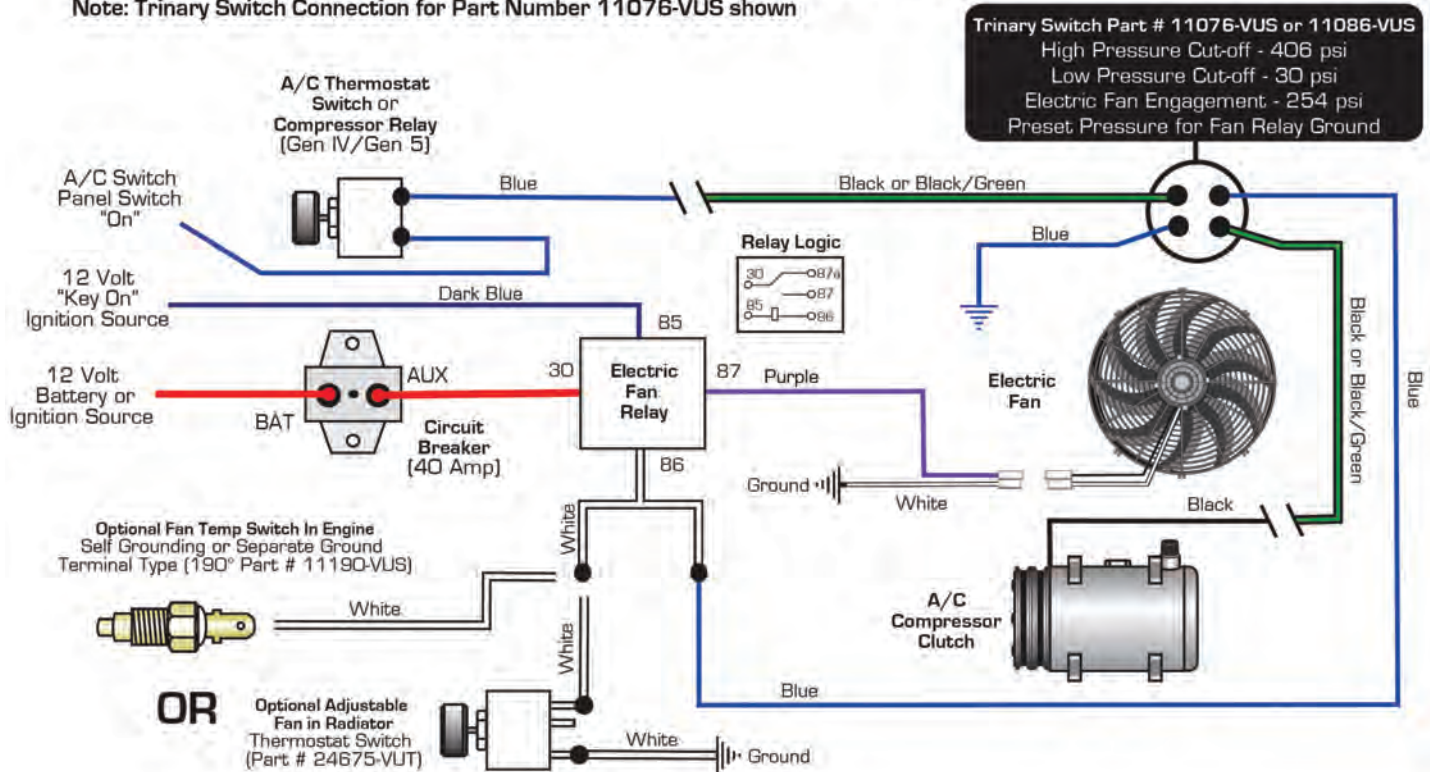
Note: Binary Switch Connection for Part Number 11078-VUS shown



For more information about trinary switches visit:
<http://bit.ly/2XBy1c3> or www.vintageair.com

Typical Electric Fan Relay Wiring with Trinary Switch

Note: Trinary Switch Connection for Part Number 11076-VUS shown



Wiring schematics for most common aftermarket fan controllers are available on our website - vintageair.com/instructions



DISTRIBUTOR TRAINING

Our Factory Trained Distributors Are Ready To Help You Complete Your System Install Like A Pro!



These training sessions include over ten hours of classroom instruction on topics ranging from basic air conditioning theory to product familiarization, and even the future technology we are continuously incorporating into our new systems. As early as 1987, we recognized that sweeping changes were soon to be required in the automotive air conditioning field. We immediately began to create new products and to educate our distributors about the growing environmental issues concerning automotive A/C systems. We support efforts to safeguard our environment. We have now sold thousands of our environmentally friendly 134a systems, and they have proven to be very efficient and reliable.

Vintage Air is proud of our many authorized distributors worldwide! If you've spent any time in the hobby, you will recognize many of these businesses as leaders in construction and innovation in the street rod and custom car industry. That these fine companies have chosen to become Vintage Air dealers is testament to the performance, quality, and reliability of our climate control systems. Professional car builders will not risk the reputation of their shop on unproven or unreliable components.

After our distributors complete their in-class instruction, they each participate, "hands-on," with an actual system installation in a street rod, muscle car or other classic. From unpacking and reading through the instructions to assembling and mounting the components, these folks learn to do it all.


By the time each distributor leaves for his home town, he will have expert knowledge and hands-on experience to help you select the right system for your car and to help you get it installed and performing perfectly. Properly engineered climate control systems are not simple, but your local factory-trained distributor and our detailed instruction booklets will help make your installation rewarding.



That's why more classics and street rods, worldwide, are air conditioned by Vintage Air systems than all other brands combined.

But what if you're buying and installing an A/C system yourself? That just makes all those experienced distributors even more important. Bi-annually, Vintage Air hosts an intensive distributor training program at our San Antonio manufacturing facility. This ensures that the people in our distributor network understand the operation, performance characteristics, and most importantly, the proper installation procedures on all of our systems.

**Three Days Of
Hands-On Training
In One Of The
Most Beautiful
Cities In America!**






FIND YOUR DISTRIBUTOR

Visit our website, www.vintageair.com, for the most current listings of active Vintage Air Distributors and installers. Click on the "Distributor" icon. On the next page you can search by country, state or zip code. See steps below.



Step 1 - Click on "Distributors" on the opening page.



Step 2 - Type in the **first 3 numbers** of your ZIP code or the name of **your state** and scroll down to your preferred distributor.

TERMS & CONDITIONS

NEW SALES TAX NOTICE: Sales tax laws have changed. We are now required to collect state and local taxes on all direct sales shipped to most states. Sales taxes may also be collected on drop-shipped orders. Regardless of which distributor you purchased your system or parts from, this is now law and we must comply.

TERMS:

Sales are cash, certified check, cashier's check, credit card, or money order. No personal checks, please. Prices and product specifications are subject to change without notice. VISA, Mastercard and American Express orders are welcome. Telephone orders will require: buyer's name, address, phone number, card number, and expiration date.

HOW TO ORDER:

Call your local authorized Vintage Air distributor or our information line. Have the part numbers and brief description ready before you call. Also have other information that could assist us in assuring that the parts will fit your car such as vehicle make, model, body style, engine make, and engine model. Stock pulleys or aftermarket accessory drive systems, etc., along with intake and header info are important as well.

SHIPPING: We normally ship via FedEx. All shipments are freight collect from receiver.

BACK ORDERS:

Orders for items which may be out of stock will be held on back order and shipped as soon as available.

RETURN PRODUCTS:

All sales are final. Please inspect the contents of your order immediately upon receipt of shipment. Products may be returned within twenty (20) days only with RGA number from Vintage Air Inc. There will be a minimum restocking charge of 15% for all authorized returned goods. All approved returns must be shipped freight prepaid -COD shipments will not be accepted. Products used or showing evidence of use or alteration (including painting) may not be returned.

WARRANTIES:

There are no representations, warranties, or conditions expressed or implied, statutory or otherwise, except those herein contained. Warranties are for parts only - no labor costs are covered.

- Complete A/C systems warranted for 3 years from purchase date. This warranty does not cover any defect which is the result of improper installation, improper maintenance or modification of the unit or any of its components by purchaser. Normal wear of service items shall not be considered defects under this warranty.
- Radiators, Water Pumps, Alternators warranted by the manufacturer.
- Electric cooling fans warranted by the manufacturer.

Vintage Air Inc. will not be liable for personal or property damage caused by misuse of any product we manufacture or sell. Our liability ends with the repair or replacement of the part, if found to be defective. All replacement parts shipped prepaid FedEx.

24 HOUR FAX: (210) 654-3113

Before Calling With A Question On Your Existing Order:

1. Have your order number from the packing list or order receipt on hand.
2. If you have received your package, have the specific part number of the component you are inquiring about (from packing list included in the box.)



HOW TO ORDER WORKSHEET

HOW TO ORDER Your Air Conditioning System: A Little Homework Is Needed

If have not read the introduction to SureFit systems on pages 8 and 9, or pages 36 and 37 for Builder's Series, please go back before you complete the applicable worksheet. Configuring a system involves many decisions which can be more easily made by following the order of product placement throughout this catalog. Having all these choices made before placing your order will simplify the process and help avoid missing key components required to complete your installation. The Builder's Series introduction also helps you be aware of optional upgrades you may want to add to your system.

SureFit System Order Information

Information needed to complete your order:

Vehicle: Year _____ Make _____

Model _____ Engine _____

Factory Air _____ Non-Factory Air _____

Alternator Location:

Drivers Side _____ Passenger Side _____

OEM Exhaust Manifolds _____ Headers _____

Induction: OEM _____ Aftermarket _____

Water Pump (Chevrolet Only) Long _____ Short _____

Engine Drive Fan _____ Electric Fan _____

Radiator Position* V8 _____ 6-Cylinder _____

*For 1955-57 Chevy cars only. V8 means radiator is placed behind the core support. The 6-cylinder position means the radiator is mounted ahead of the core support. Please note if you have a crossflow type radiator in front of the core support.

SureFit Kit # _____ Optional Parts # _____



Typical Components Required For A "Builder's Series" System



Recommended Evaporator Choices For Builder's Custom Configured Systems

Evaporators		Gen II MINI	Gen II Compac	Gen II Super	Gen 5 Magnum	See Page
Chevy	28-35 Coupes	■	■			41
	28-35 Sedans		■			41
	36-48 Coupes	■	■			41
	36-48 Sedans		■	■	■	38-41
Ford	28-34 Coupes	■	■			41
	28-34 Sedans		■			41
	35-48 Coupes	■	■			41
	35-48 Sedans			■	■	40-41
Mopar	28-34 Coupes/Sedans	■	■			41
	35-41 Coupes/Sedans		■	■		40-41
	46-52 Coupes/Sedans		■	■	■	38-40
	53 and Up Coupes/Sedans				■	38
Cars after 1948				■	■	38-40
Chevy	28-34 Trucks	■	■			41
	34-46 Trucks	■	■			41
Ford	28-34 Trucks	■	■			41
	35-52 Trucks	■	■			41
	57-60 Trucks				■	38

Note: Universal evaporators are not limited to the specific vehicles listed. These are just recommendations, it's up to the customer to measure or use a Mock-Up unit to make sure the evaporator fits their specific application. For maximum cooling efficiency, we always recommend the largest unit that will fit in the space allowed. The purpose of this chart is to give you an idea as to what evaporator is best suited for any vehicle with similar interior volume size.

Builder's System Order Information

Information needed to complete your order:

Vehicle: Year _____ Make _____

Model _____ Engine _____

Evaporator # _____ Page 38-41

Controls # _____ Page 39 or 42

Magnum's require 3-knob controls only
Gen II Super, Compac, and Mini require 4-knob controls

Louvers # _____ Quantity _____ Page 46-50

Louvers # _____ Quantity _____ Page 46-50

Magnum and Gen II Super require 4 louvers.
Gen II Compac and Mini require 3 louvers

Compressor # _____ Page 66

Brackets # _____ Page 60

Hose Kit # _____ Page 69

Safety Switch# _____ Page 75

Condenser # _____ Page 82-83

Upgrades # _____

We are proud to have been chosen to air condition some of the finest custom built cars and trucks in the world. Top builders and owners know Vintage Air will live up to the style, comfort and reliability standards they expect for their projects.



1947 Chevy truck built by Ringbrothers



1933 Ford coupe built by Moal Coachworks for David & Dennis Mariani



Classic Bronco built by Velocity Restorations



1949 Chevy "Thriftmaster" truck built by ICON



1958 Ford F100 built by Johnson's Hot Rod Shop for George Poteet



1958 Chevy Apache built by Hammer Fab



1956 Chevy built by Alloway Hot Rod Shop



Lincoln Zephyr built by Saltworks Fabrication for Pete Gulick



TEXAS
made
COOL!
47 YEARS



www.vintageair.com

